

COMPONENTI TRASMISSIONE

TRANSMISSION COMPONENTS

02.2021



SINCE 1945

www.meat-doria.com

805001

Opel 55562970



Opel Astra H,
Corsa C

805003


PSA 2452 C3



Citroen C3 I (FC, FN),
Peugeot 1007 (KM)

805004

PSA 2452 F5



Citroen C3 II,
Peugeot 208

805006

Toyota 3136312040



Toyota Auris (E15)

805009


Toyota 3136012030



Toyota Rav 4 II,
Auris (E15)

805014


PSA 2182 52



Citroen C3 II (SC),
Peugeot Bipper (AA)

805016

Mercedes A 140 270 11 61



Mercedes C (W202),
Sprinter (901,902)

805019

Opel 93189764



Opel Astra H (A04),
Zafira Mk II (A05)

805020

Opel 93189767



Opel Astra H (A04),
Corsa D (S07)

805021

Opel 93189766



Opel Astra H (A04),
Zafira Mk II (A05)

805025

Fiat 71776984



Fiat Ducato (250,290) 2.3-3.0D

805026


Fiat 71754990



Fiat Bravo II (198),
Alfa Romeo 159 (939)

805028

Fiat 71732923



Fiat 500 (312),
Panda (312,319)

805029

Fiat 71732926



Fiat 500 (312),
G.Punto (199)

805030


Fiat 71751001



Fiat Ducato (250,290) 3.0D

805031

Toyota 3136052054



Toyota Yaris (P9) 1.3 WT

805033

Mercedes A1402700961



Mercedes C 200 CDI (W202),
Jeep G.Cherokee III 3.0 CRD

805034

Fiat 71748016



Alfa 159 (939),
Fiat Punto (199)

805038

Fiat 71747998



Alfa 159 (939)
Fiat Punto (199)

805039

PSA 257420



Citroen C3 II (SC)
Peugeot 208 I (CA,CC)

805040

PSA 1609493880



Citroen C3 II,
Peugeot 208 I 1.6 HDi

805043

Fiat 71719385



Fiat 500 C (312),
Panda (312,319)

805045

Fiat 51736315



Fiat Panda (169),
Lancia Ypsilon (312)

805046

Fiat 71752637



Fiat Idea (350),
Punto (188)

805047

Fiat 71732919



Fiat 500 (312),
G.Punto (199)

805048

PSA 1608730380



Citroen Berlingo (B9),
Peugeot 308 II

805050

Fiat 71769597



Fiat Panda (312,319),
Fiat Punto (199)

805051

Fiat 71719383



Fiat Panda (312,319),
Alfa Romeo 147 (937)

805058

Fiat 71749224



Fiat Fiorino III,
Qubo II

805059

Fiat 71753780



Fiat Punto (188),
Lancia Ypsilon (843) 1.3 mjet

805060

Fiat 71753781



Fiat Punto (188),
Lancia Ypsilon (843) 1.3 mjet

805061

Fiat 71753782



Fiat Punto (188),
Lancia Musa,Alfa 147 (937)

805064

Fiat 71752639



Fiat Punto (188),
Lancia Musa,Alfa 147 (937)

805066

Toyota 89457-52010



Toyota Corolla (E12),
Auris (E15)

ALFA ROMEO

46527834	805045
51736315	805045
71719383	805051
71719385	805043
71732919	805047
71732923	805028
71732925	805050
71732926	805029
71734207	805043
71737619	805046
71737621	805059
71737622	805060
71737623	805061
71737624	805064
71747939	805050
71747998	805038
71748016	805034
71749224	805058
71749958	805038
71751001	805030
71751195	805043
71751464	805026
71752637	805046
71752639	805064
71753780	805059
71753781	805060
71753782	805061
71754990	805026
71769597	805050
71775261	805038
71776984	805025

CHRYSLER

05097219AA	805016
5080451AA	805016
5097219AA	805016
68049181AA	805016
K05097219AA	805016

CITROEN

1608730380	805048
1609493880	805040
2182 52	805014
218233	805014
2452 C3	805003
2452 F5	805004
245296	805003
257420	805039
259149	805048
96 625 689 80	805003
9649394480	805003
9649394580	805014
9682563580	805004

CITROEN/PEUGEOT

1608730380	805048
1609493880	805040
2182 52	805014
2452 C3	805003
2452 F5	805004
245296	805003
257420	805039
96 625 689 80	805003

CITROEN/PEUGEOT

9649394480	805003
9649394580	805014
9682563580	805004

FIAT

46527834	805045
51736315	805045
71719383	805051
71719385	805043
71732919	805047
71732923	805028
71732925	805050
71732926	805029
71734207	805043
71737619	805046
71737621	805059
71737622	805060
71737623	805061
71737624	805064
71747939	805050
71747998	805038
71748016	805034
71749224	805058
71749958	805038
71751001	805030
71751195	805043
71751464	805026
71752637	805046
71752639	805064
71753780	805059
71753781	805060
71753782	805061
71754990	805026
71769597	805050
71775261	805038
71776984	805025

LANCIA

46527834	805045
51736315	805045
71719383	805051
71719385	805043
71732919	805047
71732923	805028
71732925	805050
71732926	805029
71734207	805043
71737619	805046
71737621	805059
71737622	805060
71737623	805061
71737624	805064
71747939	805050
71747998	805038
71748016	805034
71749224	805058
71749958	805038
71751001	805030
71751195	805043
71751464	805026
71752637	805046
71752639	805064
71753780	805059

LANCIA

71753781	805060
71753782	805061
71754990	805026
71769597	805050
71775261	805038
71776984	805025

LEXUS

89457-52010	805066
-------------	---------------

MERCEDES-BENZ

140 270 01 61	805016
140 270 03 61	805016
140 270 05 61	805016
140 270 07 61	805016
140 270 08 61	805016
140 270 11 61	805016
1402700961	805033
1402701261	805033
A 140 270 01 61	805016
A 140 270 03 61	805016
A 140 270 05 61	805016
A 140 270 07 61	805016
A 140 270 08 61	805016
A 140 270 11 61	805016
A1402700961	805033
A1402701261	805033

OPEL

055351034	805019
055562970	805001
0784001	805001
0784002	805001
0784007	805020
0784267	805001
0784268	805019
0784270	805021
0784271	805020
0784302	805019
0784305	805021
09126185	805001
09198576	805001
09201680	805019
093171208	805019
093174177	805001
093175433	805019
093186563	805020
093187369	805021
093189764	805019
093189766	805021
093189767	805020
55351034	805019
55562970	805001
784001	805001
784002	805001
784007	805020
784267	805001
784268	805019
784270	805021
784271	805020
784302	805019
784305	805021
9126185	805001

OPEL

9198576	805001
9201680	805019
93171208	805019
93174177	805001
93175433	805019
93186563	805020
93187369	805021
93189764	805019
93189766	805021
93189767	805020

PEUGEOT

1608730380	805048
1609493880	805040
2182 33	805014
2182 52	805014
2452 C3	805003
2452 F5	805004
245296	805003
257420	805039
2591 49	805048
96 625 689 80	805003
9649394480	805003
9649394580	805014
9682563580	805004

TOYOTA

192300-2000	805066
192300-2100	805066
31360-52052	805031
31360-52053	805031
3136012010	805009
3136012030	805009
3136052051	805031
3136052054	805031
3136064010	805009
3136064011	805009
3136312010	805006
3136312030	805006
3136312040	805006
89457-52010	805066
89457-52020	805066

ZF Friedrichshafen

3981000090	805003
3981000092	805004

ALFA ROMEO

Make / Model	Kw	Cv	Cc	From	To	Engine / Cod. Motore	Part Number	Part Number	Part Number
147 (937)									
2.0 16V T.SPARK (937.AXA1, 937.AXC1, 937.BXC1)	110	150	1970	2001	2010	AR 32310	805043	805051	805059
							805060	805061	805064
3.2 GTA (937.AXL1)	184	250	3179	2003	2010	932 A.000	805043	805051	805059
							805060	805061	805064
156 (932)									
1.6 16V T.SPARK (932.A4, 932.A4100)	88	120	1598	1997	2005	AR 67601, AR 32102, AR ...	805051		
1.6 16V T.SPARK (932A4)	82	112	1598	1997	2005	AR 32102	805051		
1.8 16V T.SPARK (932.A3)	106	144	1747	1997	2000	AR 32201	805051		
1.8 16V T.SPARK (932.A3100)	103	140	1747	1997	2005	AR 32205	805051		
1.9 JTD (932.A2B00)	81	110	1910	2000	2001	AR 37101	805051		
1.9 JTD (932.A2B00, 932.A2C00)	85	115	1910	2001	2005	937 A2.000	805051		
1.9 JTD (932.AXN00, 932.BXE00)	110	150	1910	2004	2005	937 A5.000	805051		
1.9 JTD (932AXE00)	93	126	1910	2003	2005	937 A4.000	805051		
1.9 JTD (932AXE00)	100	136	1910	2002	2004	192 B1.000	805051		
1.9 JTD (932B2)	77	105	1910	1997	2000	AR 32302	805051		
1.9 JTD 16V (932AXE00)	103	140	1910	2002	2005	192 A5.000	805051		
2.0 16V T.SPARK (932A2)	114	155	1970	1997	2002	AR 32310, AR 32301	805051	805059	805060
							805061	805064	
2.0 16V T.SPARK (932A21 _)	110	150	1970	2000	2002	AR 32310	805043	805051	805059
							805060	805061	805064
2.0 JTS (932AXA)	122	166	1970	2002	2005	937 A1.000	805043	805045	805051
							805059	805060	805061
							805064		
2.0 JTS (932AXD00, 932AXD01)	119	162	1970	2001	2005	932 A2.000	805043	805051	
2.4 JTD (932A1B _)	103	140	2387	2000	2005	839 A6.000	805051		
2.4 JTD (932AXC)	110	150	2387	2002	2005	841 C000	805051		
2.4 JTD (932AXF00)	120	163	2387	2003	2005	841 N.000, 841 M.000	805051		
2.4 JTD (932AXF00)	129	175	2387	2003	2005	841 G.000	805051		
2.4 JTD (932B1)	100	136	2387	1997	2003	AR 32501	805051		
2.5 V6 24V (932A1)	140	190	2492	1997	2002	AR 32401, AR 32402	805051		
2.5 V6 24V (932A11 _)	141	192	2492	2000	2005	AR 32405	805043	805051	
3.2 GTA (932AXB)	184	250	3179	2002	2005	932 A.000	805043	805051	805059
							805060	805061	805064
156 Sportwagon (932_)									
1.6 16V T.SPARK (932A4)	82	112	1598	2000	2005	AR 32102	805051		
1.6 16V T.SPARK. (932B4100)	88	120	1598	2000	2006	AR 67601, AR 32102, AR ...	805051		
1.8 16V T.SPARK (932A3)	106	144	1747	2000	2005	AR 32201	805051		
1.8 16V T.SPARK (932B31 _)	103	140	1747	1997	2006	AR 32205	805051		
1.9 JTD (932.B2B00)	81	110	1910	2000	2001	AR 37101	805051		
1.9 JTD (932B2)	77	105	1910	2000	2000	AR 32302	805051		
1.9 JTD (932B2B, 932B2C)	85	115	1910	2001	2006	937 A2.000	805051		
1.9 JTD (932BXE00)	93	126	1910	2003	2006	937 A4.000	805051		
1.9 JTD (932BXE00)	100	136	1910	2002	2004	192 B1.000	805051		
1.9 JTD (932BXE00, 932BXN00)	110	150	1910	2005	2006	937 A5.000	805051		
1.9 JTD 16V (932BXE00)	103	140	1910	2002	2006	192 A5.000	805051		
1.9 JTD 16V Q4 (932BXN20)	110	150	1910	2004	2006	937 A5.000	805051		
2.0 16V T.SPARK (932A2)	114	155	1970	2000	2002	AR 32310, AR 32301	805051	805059	805060
							805061	805064	
2.0 16V T.SPARK (932B21 _)	110	150	1970	2000	2002	AR 32310	805051	805059	805060
							805061	805064	
2.0 JTS (932BXA)	122	166	1970	2002	2006	937 A1.000	805045	805051	805059
							805060	805061	805064
2.0 JTS (932BXD00, 932BXD01)	119	162	1970	2002	2006	932 A2.000	805051		
2.4 JTD (932.B1B00)	103	140	2387	2000	2006	839 A6.000	805051		
2.4 JTD (932.BXC00)	110	150	2387	2002	2006	841 C000	805051		
2.4 JTD (932B1)	100	136	2387	2000	2003	AR 32501	805051		
2.4 JTD (932BXF00)	120	163	2387	2003	2006	841 N.000, 841 M.000	805051		
2.4 JTD (932BXF00)	129	175	2387	2003	2006	841 G.000	805051		
2.5 V6 24V (932A1)	140	190	2492	1997	2003	AR 32401	805051		

ALFA ROMEO									
Make / Model	Kw	Cv	Cc	From	To	Engine / Cod. Motore	Part Number	Part Number	Part Number
156 Sportwagon (932_)									
2.5 V6 24V (932B1100)	141	192	2492	1997	2006	AR 32405	805051		
3.2 GTA (932.BXB00)	184	250	3179	2002	2006	932 A.000	805051	805059	805060
							805061	805064	
159 (939_)									
2.2 JTS (939AXB1B, 939AXB11)	136	185	2198	2005	2011	939 A5.000	805026	805034	805038
159 Sportwagon (939_)									
2.2 JTS (939BXB1B, 939BXB11)	136	185	2198	2006	2011	939 A5.000	805026	805034	805038
BRERA (939_)									
2.2 JTS (939.DXB11)	136	185	2198	2006	2011	939 A5.000	805026	805034	805038
GT (937_)									
1.8 TS (937CXR1A)	103	140	1747	2003	2010	AR 32205	805051		
1.9 JTD (937CXN1B)	110	150	1910	2003	2010	937 A5.000	805051		
1.9 JTD (937CXN1B, 937CXZ1B)	125	170	1910	2008	2010	937 A6.000	805051		
2.0 JTS (937CXH11, 937CXH1A, 937CXT1A)	119	162	1970	2006	2010	932 A2.000	805043	805051	
2.0 JTS (937CXH1A, 937CXH11)	121	165	1970	2003	2010	932 A2.000, 937 A1.000	805043	805045	805051
							805059	805060	805061
							805064		
3.2 GTA (937CXP1B)	176	240	3179	2003	2010	936 A.000	805043	805045	805051
GTV (916_)									
2.0 JTS (916CXA00)	121	165	1970	2003	2005	937 A1.000	805045		
SPIDER (939_)									
2.2 JTS (939EXB1B, 939EXB11)	136	185	2198	2006	2011	939 A5.000	805026	805034	805038
CHRYSLER									
Make / Model	Kw	Cv	Cc	From	To	Engine / Cod. Motore	Part Number	Part Number	Part Number
300 C (LX, LE)									
5.7	250	340	5654	2004	2008	EZD, EZH, EZB	805033		
6.1 SRT8	317	431	6059	2005	2012	ESF	805033		
300 C Touring (LX, LE)									
5.7	250	340	5654	2004	2010	EZD, EZH, EZB	805033		
5.7 AWD	250	340	5654	2005	2010	EZH, EZB	805033		
6.1 SRT8	317	431	6059	2005	2010	ESF	805033		
CROSSFIRE									
3.2	160	218	3199	2003	2008	EGX	805033		
SRT-6	246	335	3199	2004	2007	EGZ	805033		
CROSSFIRE Roadster									
3.2	160	218	3199	2004	2008	EGX	805033		
SRT-6	246	335	3199	2004	2006	EGZ	805033		
CITROEN									
Make / Model	Kw	Cv	Cc	From	To	Engine / Cod. Motore	Part Number	Part Number	Part Number
BERLINGO MULTISPACE (B9)									
1.6 HDi 110	80	109	1560	2008		9HZ (DV6TED4)	805048		
1.6 HDi 110	82	112	1560	2010		9HR (DV6C), 9HL (DV6C)	805048		
1.6 HDi 115	84	114	1560	2010		9HR (DV6C)	805048		
1.6 HDi 75 / BlueHDi 75	55	75	1560	2008		BHW (DV6FE), 9HN (DV6ETED)	805048		
1.6 HDi 75 16V	55	75	1560	2008		9HT (DV6BTED4)	805048		
1.6 HDi 90	66	90	1560	2008		9HX (DV6ATED4), 9HV (DV...	805048		
1.6 HDi 90	68	92	1560	2010		9HP (DV6DTE), 9HJ (DV6...	805048		
C2 (JM_)									
1.4	54	73	1360	2003	2009	KFV (TU3JP), KFV (TU3A)	805003	805004	805014
1.4	55	75	1360	2006	2009	KFV (TU3JP)	805003	805004	805014
1.4 16V	65	90	1360	2005	2009	KFU (ET3J4)	805003	805004	805014
1.4 HDi	50	68	1398	2003	2009	8HX (DV4TD), 8HZ (DV4TD)	805003	805004	805014
1.6	80	109	1587	2003	2010	NFU (TU5JP4)	805003	805004	805014
C3 I (FC_, FN_)									
1.4 16V	65	88	1360	2003		KFU (ET3J4)	805003	805004	805014
1.4 HDi	50	68	1398	2002		8HX (DV4TD), 8HZ (DV4TD)	805003	805004	805014
1.4 HDi	55	75	1398	2005		8HX (DV4TD)	805003	805004	

CITROEN	Kw	Cv	Cc	From	To	Engine / Cod. Motore	Part Number	Part Number	Part Number
Make / Model									
C3 I (FC_, FN_)									
1.6 16V	80	109	1587	2002	2010	NFU (TU5JP4)	805003	805004	805014
1.6 16V	81	110	1587	2003	2005	NFU (TU5JP4)	805003	805004	
C3 II (SC_)									
1.4 HDi 70	50	68	1398	2013		8HR (DV4C), 8HZ (DV4TD)	805004	805014	
1.4 LPG	70	95	1397	2013		8FN (EP3)	805004		
1.4 VTi 95	70	95	1397	2010	2014	8FP (EP3C)	805004	805014	
1.6 BlueHDi 100	73	99	1560	2014		BHY (DV6FD)	805039	805040	
1.6 HDi	68	92	1560	2009	2016	9HP (DV6DTED), 9HJ (DV6...)	805039		
1.6 HDi 90	66	90	1560	2009		9HX (DV6ATED4)	805040		
C3 PICASSO (SH_)									
1.6 HDi 90	68	92	1560	2010		9HP (DV6DTED)	805039	805040	
1.6 VTi 120	88	120	1598	2009		5FS (EP6C), 5FW (EP6)	805039	805040	
C3 Pluriel (HB_)									
1.6	80	109	1587	2003		NFU (TU5JP4)	805003	805004	805014
C4 CACTUS									
1.6 HDi 90	68	92	1560	2014		9HP (DV6D), 9HP (DV6DTE...)	805039	805040	
C4 GRAND PICASSO I (UA_)									
1.6 HDi	80	109	1560	2006	2011	9HZ (DV6TED4), 9HY (DV6...)	805039		
1.6 HDi 110	82	112	1560	2010	2013	9HR (DV6C)	805039		
2.0 HDi 138	100	136	1997	2006	2013	RHJ (DW10BTED4), RHR (D...)	805039		
2.0 HDi 150	110	150	1997	2009	2013	RHE (DW10CTED4)	805039		
2.0 i 16V	103	140	1997	2006	2013	RFJ (EW10A)	805039		
C4 GRAND PICASSO II (DA_, DE_)									
1.6 HDi 90	68	92	1560	2013		9HP (DV6DTED)	805039		
1.6 THP 155	115	156	1598	2013		5FV (EP6CDT)	805039		
C4 I (LC_)									
1.6 HDi	66	90	1560	2004	2011	9HX (DV6ATED4)	805039	805048	
1.6 HDi	80	109	1560	2004	2011	9HZ (DV6TED4), 9HY (DV6...)	805048		
2.0 HDi	81	110	1997	2007	2008	RHZ (DW10ATED)	805048		
2.0 HDi	100	136	1997	2004	2011	RHR (DW10BTED4)	805048		
2.0 HDi	103	140	1997	2008	2011	RHF (DW10BTED4)	805048		
C4 II (B7)									
1.6 BlueHDi 115	85	115	1560	2014		BHX (DV6FC)	805039		
1.6 HDi 110	82	112	1560	2009		9HR (DV6C)	805039		
1.6 HDi 115	84	114	1560	2012		9HD (DV6C)	805039		
C4 PICASSO I MPV (UD_)									
1.6 HDi	80	109	1560	2007	2013	9HZ (DV6TED4), 9HY (DV6...)	805039	805048	
1.6 HDi 110	82	112	1560	2010	2013	9HR (DV6C)	805048		
1.6 THP 155	115	156	1598	2010	2013	5FV (EP6CDT)	805039		
2.0 HDi 138	100	136	1997	2006	2013	RHJ (DW10BTED4), RHR (D...)	805048		
2.0 HDi 150	110	150	1997	2009	2013	RHE (DW10CTED4)	805039	805048	
2.0 HDi 165	120	163	1997	2010	2013	RHH (DW10CTED4)	805048		
2.0 i 16V	103	140	1997	2007	2013	RFJ (EW10A)	805039		
C4 PICASSO II									
1.6 HDi / BlueHDi 115	85	115	1560	2013		BHX (DV6FC), 9HC (DV6C)	805039		
1.6 HDi 90	68	92	1560	2013		9HP (DV6DTED)	805039		
1.6 THP 150	110	150	1598	2014		5FX (EP6DT)	805039		
2.0 BlueHDi 135	100	136	1997	2013		AHV (DW10FD), RHD (DW10CB)	805039		
C5 II (RC_)									
1.6 HDi (RC8HZB)	80	109	1560	2004		9HZ (DV6TED4), 9HY (DV6...)	805048		
2.0 HDi (RCRHRH)	100	136	1997	2004		RHR (DW10BTED4)	805048		
C5 II Break (RE_)									
1.6 HDi (RE8HZB)	80	109	1560	2004		9HZ (DV6TED4), 9HY (DV6...)	805048		
2.0 HDi (RERHRH)	100	136	1997	2004		RHR (DW10BTED4)	805048		
C5 III (RD_)									
1.6 HDi 110	82	112	1560	2010		9HR (DV6C), 9HL (DV6C)	805039		
1.6 HDi 115	84	114	1560	2012		9HR (DV6C), 9HL (DV6C)	805039		
1.6 VTi 120	88	120	1598	2010		5FS (EP6C)	805039		
DS3									
1.4 HDi 70	50	68	1398	2010	2015	8HR (DV4C)	805004	805014	

CITROEN									
Make / Model	Kw	Cv	Cc	From	To	Engine / Cod. Motore	Part Number	Part Number	Part Number
DS3									
1.4 VTi 95	70	95	1397	2010	2015	8FP (EP3C)	805004	805014	
1.4 VTi 98	72	98	1397	2009	2015	8FR (EP3C)	805004	805014	
1.6 BlueHdi 75	55	75	1560	2015	2015	BHW (DV6FE)	805039	805040	
1.6 HDi 90	68	92	1560	2009	2015	9HP (DV6DTED)	805039	805040	
DS3 Convertible									
1.6 HDi 90	68	92	1560	2013	2015	9HP (DV6DTED)	805039	805040	
DS4 (NX_)									
1.6 HDi 115	84	114	1560	2012	2015	9HD (DV6C)	805039		
2.0 HDi 165	120	163	1997	2011	2015	RHH (DW10CTED4)	805039		
DS5									
1.6 HDi 115	84	114	1560	2012	2015	9HD (DV6C)	805048		
2.0 HDi 165	120	163	1997	2011	2015	RHH (DW10CTED4)	805048		
2.0 HDi 165 Hybrid4 4x4	120	163	1997	2011	2015	RHC (DW10CTED4)	805048		
NEMO Estate									
1.4 HDi	50	68	1399	2009		8HS (DV4TED)	805004	805014	
NEMO Van (AA_)									
1.4 HDi	50	68	1398	2008		8HS (DV4TED)	805004	805014	

DODGE									
Make / Model	Kw	Cv	Cc	From	To	Engine / Cod. Motore	Part Number	Part Number	Part Number
CHALLENGER Coupe									
5.7	277	377	5654	2008		EZH	805033		
6.1 SRT8	317	431	6059	2007		ESF	805033		
DURANGO (WD)									
3.6	216	294	3604	2011		ERB	805033		
3.6 AWD	216	294	3604	2011		ERB	805033		
NITRO									
3.7	157	214	3700	2006	2012	EKG	805033		
3.7 4WD	157	214	3700	2006	2012	EKG	805033		
3.7 V6 4WD	151	205	3700	2007	2012	EKG	805033		

FIAT									
Make / Model	Kw	Cv	Cc	From	To	Engine / Cod. Motore	Part Number	Part Number	Part Number
500 (312_)									
0.9 (312AXG1A, 312.AXG11)	63	86	875	2010		312 A2.000	805028	805029	805043
							805045	805047	805050
							805051		
0.9 (312AXH1A)	48	65	964	2012		312 A4.000	805045		
0.9 (312AXM1B)	77	105	875	2013		199 B6.000	805045	805051	
0.9 (312AXN1A)	59	80	875	2013		312 A5.000	805045		
0.9 (312AXP1A)	44	60	964	2013		312 A6.000, 312 A4.000	805045		
1.2 (312AXA1A)	51	69	1242	2007		169 A4.000	805028	805029	805043
							805045	805047	805050
							805051		
1.2 LPG (312AXA1A)	51	69	1242	2010		169 A4.000	805045	805051	
1.3 D Multijet (312AXE1A)	70	95	1248	2009		312 B1.000, 199 B1.000	805051		
1.3 D Multijet (312AYA1A)	57	78	1248	2016		312 B5.000	805051		
1.4 (312AXC1B, 312CXC1B)	74	100	1368	2007		169 A3.000	805028	805029	805043
							805045	805047	805050
							805051		
500 C (312_)									
0.9 (312AG1A)	63	86	875	2009		312 A2.000	805028	805029	805043
							805045	805050	805051
0.9 (312AXH1A)	48	65	964	2012		312 A4.000	805045		
0.9 (312AXM1B)	77	105	875	2013		199 B6.000	805045	805051	
0.9 (312AXN1A, 312AXN11)	59	80	875	2013		312 A5.000	805045	805051	

FIAT									
Make / Model	Kw	Cv	Cc	From	To	Engine / Cod. Motore	Part Number	Part Number	Part Number
500 C (312_)									
1.2 (312CXA1A, 312AXA1A)	51	69	1242	2009		169 A4.000	805028	805029	805043
							805045	805050	805051
1.3 D Multijet (312CXE1A, 312AXE1A)	70	95	1248	2009		312 B1.000, 199 B1.000	805051		
1.4 (301J410)	75	102	1368	2011		169 A3.000, EAB	805028	805029	805043
							805045	805050	805051
1.4 (312CXC1B, 312AXC1B)	74	100	1368	2009		169 A3.000	805028	805029	805043
							805045	805050	805051
500L (351_ , 352_)									
1.3 D Multijet (199.LYM11, 199.LYM1A)	70	95	1248	2014		330 A1.000	805038		
1.3 D Multijet (199.LXY1A, 199.LXY11)	62	84	1248	2012		199 B4.000	805038		
BRAVO II (198_)									
1.4 T-Jet (198AXG1B)	88	120	1368	2007	2014	198 A4.000	805026	805034	805038
1.6 D Multijet (198AXL1B)	88	120	1598	2008	2014	198 A2.000	805026	805034	805038
1.9 D Multijet (198AXB1A)	88	120	1910	2007	2014	192 A8.000	805038		
DOBLO Cargo (263_)									
1.6 D Multijet	66	90	1598	2010		263 A5.000, 263 A4.000	805043	805051	805059
							805060	805061	805064
1.6 D Multijet	74	100	1598	2010		263 A3.000, 263 A9.000	805043	805051	
1.6 D Multijet	77	105	1598	2010		263 A8.000, 198 A3.000	805043	805051	
1.6 D Multijet (263.WXN1B, 263.ZXN1B)	88	120	1598	2016		940 C1.000	805051		
DOBLO MPV (263_)									
1.6 D Multijet (263AXD1B)	77	105	1598	2010		263 A8.000, 198 A3.000	805051		
1.6 D Multijet (263AXE1B)	74	100	1598	2016		263 A3.000, 263 A9.000	805051		
1.6 D Multijet (263AXH1A, 263AXL11, 263AXH1B)	66	90	1598	2010		263 A4.000	805051	805059	805060
							805061	805064	
1.6 D Multijet (263AXN1B)	88	120	1598	2015		940 C1.000	805051		
1.6 D Multijet (263AXP1B)	70	95	1598	2015		263 A7.000	805051		
DOBLO Platform/Chassis (263_)									
1.6 D Multijet	66	90	1598	2010		263 A5.000, 263 A4.000	805051	805059	805060
							805061	805064	
1.6 D Multijet	74	101	1598	2011		263 A3.000, 263 A9.000	805051		
1.6 D Multijet	77	105	1598	2010		263 A8.000, 198 A3.000	805051		
1.6 D Multijet (263.HXN1B, 263.YXN1B)	88	120	1598	2016		940 C1.000	805051		
DUCATO Bus (250_ , 290_)									
150 Multijet 2,3 D	109	148	2287	2011		F1AE3481E	805025		
150 Multijet 2,3 D	110	150	2287	2015		F1AGL411C, F1AGL411A	805025		
150 Multijet 3,0 D	107	146	2999	2010		F1CE3481N	805025	805030	805038
160 Multijet 3,0 D	115	156	2999	2006		F1CE0481D	805025	805030	805038
160 Multijet 3,0 D	116	158	2999	2006		F1CE0481D, F1CE3481M	805025	805030	805038
DUCATO Platform/Chassis (250_ , 290_)									
150 Multijet 3,0 D	107	146	2999	2010		F1CE3481N	805030		
160 Multijet 3,0 D	115	156	2999	2006	2011	F1CE3481M	805030		
160 Multijet 3,0 D	116	158	2999	2006		F1CE0481D	805030		
DUCATO Van (250_ , 290_)									
150 Multijet 3,0 D	107	146	2999	2010		F1CE3481N	805030		
160 Multijet 3,0 D	115	156	2999	2006	2011	F1CE3481M	805030		
160 Multijet 3,0 D	116	158	2999	2006		F1CE0481D	805030		
FIORINO Box Body/MPV (225_)									
1.3 D Multijet (225BXD1A, 225BXB1A, 225BXB11)	55	75	1248	2007		199 A9.000, 199 A2.000	805043	805059	805060
							805061	805064	
1.3 D Multijet (225BXE1A)	70	95	1248	2009		330 A1.000, 199 B1.000	805026	805034	805051
1.3 D Multijet (225CXG1A, 225AXL1A, 225AXG11, 225BXL1A,...)	59	80	1248	2015		225 A2.000, 552 83 775	805038		
GRANDE PUNTO (199_)									
1.3 D Multijet (199.AXD11, 199.AXD1A, 199.AXD1B,...)	66	90	1248	2005	2010	199 A3.000	805026	805034	805038
1.4 (199AXB11, 199AXB1A, 199BXB1A, 199AXL1A)	57	77	1368	2005	2015	350 A1.000	805028	805029	805045
							805047	805050	805051

FIAT									
Make / Model	Kw	Cv	Cc	From	To	Engine / Cod. Motore	Part Number	Part Number	Part Number
GRANDE PUNTO (199_)									
1.4 (199AXB1A)	55	75	1368	2005	2007	199 A7.000	805028	805029	805045
							805050	805051	
1.4 16V	112	152	1368	2007	2012	198 A1.000	805051		
1.4 16V (199BXG1B, 199AXG1B)	70	95	1368	2005	2011	199 A6.000	805051		
1.4 LPG	57	78	1368	2008		350 A1.000	805045		
1.4 Natural Power	57	78	1368	2008		350 A1.000	805045		
IDEA (350_)									
1.2 16V	59	80	1242	2004		188 A5.000	805046		
1.3 D Multijet	51	70	1248	2004		188 A9.000	805046	805059	805060
							805061	805064	
1.3 D Multijet	66	90	1248	2005		199 A3.000	805046	805059	805060
							805061	805064	
1.3 D Multijet	70	95	1248	2008	2012	199 B1.000	805059	805060	805061
							805064		
1.4 16V	70	95	1368	2004		843 A1.000	805028	805029	805043
							805047	805051	
LINEA (323_ , 110_)									
1.3 D Multijet (323AXB11, 323AXB1A)	66	90	1248	2007		199 A3.000	805026	805038	
PANDA (169_)									
1.2 (169.AXB11, 169.AXB1A)	44	60	1242	2003		188 A4.000	805028	805029	805043
							805045	805047	805051
1.2 (169AXF2A, 169AXF1A)	51	69	1242	2010	2013	169 A4.000	805028	805029	805045
							805050		
1.2 4x4 (169.AXB2A)	44	60	1242	2004		188 A4.000	805045		
1.2 4x4 (169AXF2A, 169AXF1A)	51	69	1242	2010	2013	169 A4.000	805045		
1.2 LPG (169.AXB1A)	44	60	1242	2009		188 A4.000	805045		
1.2 LPG (169CXF1A)	51	69	1242	2010	2013	169 A4.000	805045		
1.2 Natural Power (169.AXB1A)	44	60	1242	2007	2011	188 A4.000	805045		
1.3 D Multijet (169.AXC1A)	51	70	1248	2003		188 A8.000	805045		
1.3 D Multijet (169AXG1A, 169AXD1A)	55	75	1248	2006	2013	169 A5.000, 169 A1.000	805045		
1.3 D Multijet 4x4 (169.AXC2A)	51	70	1248	2004		188 A8.000	805045		
1.3 JTD Multijet 4x4 (169AXG1A, 169AXG2A)	55	75	1248	2010	2013	169 A5.000, 169 A1.000	805045		
1.4 (169AXE1B)	74	100	1368	2006		169 A3.000	805045		
1.4 Natural Power (169AXH1A)	57	78	1368	2010	2013	350 A1.000	805045		
PANDA (312_ , 319_)									
0.9 (312PXG1A)	63	86	875	2012		312 A2.000	805028	805029	805043
							805045	805047	805050
							805051		
0.9 (312PXH1A)	48	65	964	2012		312 A4.000	805028	805043	805045
							805047	805050	805051
0.9 (312PXN1A, 312PXN11)	57	78	875	2012		312 A2.000, 312 A7.000	805028	805043	805045
							805047	805050	805051
0.9 (312PXN1A, 312PXN11)	59	80	875	2013		312 A5.000	805028	805043	805045
							805047	805050	805051
0.9 (312PXP1A)	44	60	964	2013		312 A6.000, 312 A4.000	805028	805043	805045
							805047	805050	805051
0.9 4x4 (312PXG1A)	63	86	875	2012		312 A2.000	805045	805051	
0.9 4x4 (312PXR2B)	66	90	875	2014		312 A2.000, 312 A7.000	805045	805051	
0.9 Natural Power (312PXG1A)	63	86	875	2012		312 A2.000	805028	805045	805051
0.9 Natural Power (312PXN1A)	59	80	875	2015		312 A2.000	805028	805045	805051
1.2 (312PXA1A)	51	69	1242	2012		169 A4.000	805045		
1.2 LPG (312PXA1A)	51	69	1242	2012		169 A4.000	805045		
1.3 D Multijet (312PXL1A)	55	75	1248	2012		199 A9.000, 199 A1.000	805045		
1.3 D Multijet (312PXU1A, 312PXW1A)	70	95	1248	2015		330 A1.000, 312 B1.000,...	805045		
1.3 D Multijet 4x4 (312PXL1A)	55	75	1248	2012		199 A9.000, 199 A1.000	805045		
1.3 D Multijet 4x4 (312PXS2A)	59	80	1248	2014		225 A2.000, 312 B2.000,...	805045		
1.3 D Multijet 4x4 (312PXU1A)	70	95	1248	2015		330 A1.000, 312 B1.000,...	805045		
PANDA VAN (312_ , 519_)									
0.9 (312.PXN1A)	59	80	875	2013		312 A2.000	805051		

FIAT										
Make / Model	Kw	Cv	Cc	From	To	Engine / Cod. Motore	Part Number	Part Number	Part Number	
PANDA VAN (312 , 519)										
0.9 (312CXH1A, 312DXH1A)	48	65	964	2012		312 A4.000	805051			
0.9 (312DXG1A)	63	86	875	2012		312 A2.000	805051			
0.9 4x4 (312CXG2B)	63	86	875	2012		312 A2.000	805051			
0.9 Natural Power (312CXG1A)	59	80	875	2015		312 A2.000	805051			
0.9 Natural Power (312DXG1A)	63	86	875	2012		312 A2.000	805051			
PUNTO (188)										
1.2 60 (188.030, .050, .130, .150, .230, .250)	44	60	1242	1999	2010	188 A4.000	805028	805029	805043	
							805051			
1.3 JTD 16V	51	70	1248	2003	2012	188 A9.000	805046	805051	805059	
							805060	805061	805064	
PUNTO (199)										
1.3 D Multijet	55	75	1248	2012		199 A9.000, 199 A2.000	805034	805038		
1.3 D Multijet	59	80	1248	2013		199 B8.000	805034	805038		
1.3 D Multijet	62	84	1248	2012		199 B4.000	805034	805038		
1.3 D Multijet	70	95	1248	2012		330 A1.000, 199 B1.000	805026	805034	805038	
1.4 (199AXB1A, 199BxB1A, 199BxB11, 199AXB11)	57	78	1368	2012		350 A1.000	805028	805029	805043	
							805047	805050	805051	
1.4 (199AXH1A, 199BXH1A)	55	75	1368	2012		199 A7.000	805028	805029	805043	
							805047	805050	805051	
1.4 Bifuel	57	78	1368	2012		350 A1.000	805051			
1.4 Multi Air	77	105	1368	2012		955 A6.000	805051			
1.4 Natural Power	57	78	1368	2012		350 A1.000	805051			
1.4 Turbo Multi Air	99	135	1368	2012		955 A2.000	805051			
PUNTO EVO (199)										
1.3 D Multijet (199AXD1B, 199AXD1A, 199BXD1B, 199BXD1A,...)	66	90	1248	2009	2012	199 A3.000	805026	805034	805038	
1.4 (199AXB1A)	57	77	1368	2009	2012	350 A1.000	805028	805029	805043	
							805045	805047	805050	
							805051			
1.4 (199AXH1A)	55	75	1368	2009	2012	199 A7.000	805028	805029	805043	
							805045	805047	805050	
							805051			
1.4 16V	77	105	1368	2009	2012	955 A6.000	805045	805051		
1.4 16V (199AXW1A)	99	135	1368	2009	2012	955 A2.000	805045	805051		
1.4 LPG	57	78	1368	2009	2012	350 A1.000	805045	805051		
1.4 Natural Power	57	78	1368	2009	2012	350 A1.000	805045	805051		
QUBO (225)										
1.3 D Multijet (225AXE1A, 225CXE1A)	70	95	1248	2010		199 B1.000	805026	805034	805038	
1.3 D Multijet (225AXG1A, 225CXG1A, 225AXG11, 225CXG11)	59	80	1248	2015		225 A2.000	805038			
1.3 D Multijet (225CXB1A, 225AXB1A, 225CXB11, 225AXB11,...)	55	75	1248	2008		199 A9.000, 199 A2.000	805038	805043	805051	
							805058	805059	805060	
							805061	805064		
STILO (192)										
2.4 20V (192_XD1A, 192AXD12)	125	170	2446	2001	2007	192 A2.000	805043	805051		
JEEP										
Make / Model	Kw	Cv	Cc	From	To	Engine / Cod. Motore	Part Number	Part Number	Part Number	
CHEROKEE (KK)										
2.8 CRD 4x4	130	177	2777	2008		ENS	805033			
GRAND CHEROKEE III (WH, WK)										
3.0 CRD 4x4	155	211	2987	2006	2010	EXL	805033			
3.0 CRD 4x4	160	218	2987	2005	2010	EXL	805033			
LANCIA										
Make / Model	Kw	Cv	Cc	From	To	Engine / Cod. Motore	Part Number	Part Number	Part Number	
DELTA III (844)										
1.6 D Multijet (844.AXC11, 844.AXC1A)	88	120	1598	2008	2014	198 A2.000	805026	805034	805038	
1.6 D Multijet (844.AXF11, 844.AXF1A)	85	116	1598	2008	2014	955 A4.000	805038			
1.6 D Multijet (844.AXP1A)	77	105	1598	2011	2014	944 A 3.000	805038			

LANCIA									
Make / Model	Kw	Cv	Cc	From	To	Engine / Cod. Motore	Part Number	Part Number	Part Number
MUSA (350)									
1.3 D Multijet (350.AXB11, 350.AXB1A)	51	70	1248	2004	2012	188 A9.000	805046	805059	805060
							805061	805064	
1.3 D Multijet (350.AXG11, 350.AXG1A)	66	90	1248	2006	2012	199 A3.000	805046	805051	805059
							805060	805061	805064
1.3 D Multijet (350.AXM11, 350.AXM1A, 350.AXI1A)	70	95	1248	2009	2012	199 B1.000	805043	805046	805059
							805060	805061	805064
1.4 (350.AXA11, 350.AXA1A)	70	95	1368	2004	2012	843 A 1.000	805028	805029	805043
							805045	805047	805050
							805051		
1.4 (350.AXE1A)	66	90	1368	2007	2012	192 B2.000	805029	805045	
1.4 (350.AXF1A)	57	78	1368	2005	2012	350 A1.000	805045		
YPSILON (312_)									
0.9 CNG (312.YXG1A)	63	86	875	2011		312 A2.000	805045	805051	
0.9 TwinAir (312.PXG11, 312.PXG1A, 312.YXG11, 312.YXG1A)	63	86	875	2011		312 A2.000	805028	805029	805043
							805045	805047	805050
0.9 TwinAir (312.YXN11, 312.YXN1A)	59	80	875	2013		312 A5.000, 312 A2.000	805043	805045	
1.3 D Multijet (312.YXE1A, 312.YXU1A)	70	95	1248	2011		199 B1.000, 312 B1.000	805051		
YPSILON (843)									
1.3 D Multijet (843.AXE11, 843.AXE1A)	66	90	1248	2006	2011	199 A3.000	805046	805051	805059
							805060	805061	805064
1.3 D Multijet (843.AXF11, 843.AXF1A, 843.AXM11,....)	55	75	1248	2006	2011	199 A2.000	805046	805051	805059
							805060	805061	805064
1.3 JTD (843.AXD11, 843.AXD1A)	51	70	1248	2003	2011	188 A9.000	805046	805059	805060
							805061	805064	
1.4 16V (843.AXC11, 843.AXC1B, 843.AXC1A)	70	95	1368	2003	2011	843 A 1.000	805028	805029	805043
							805047	805051	
MERCEDES-BENZ									
Make / Model	Kw	Cv	Cc	From	To	Engine / Cod. Motore	Part Number	Part Number	Part Number
C-CLASS (W202)									
C 180 (202.018)	89	121	1799	1994	2000	M 111.921	805016	805033	
C 180 (202.018)	90	122	1799	1993	2000	M 111.921, M 111.920	805016	805033	
C 200 (202.020)	100	136	1998	1994	2000	M 111.945, M 111.941	805016	805033	
C 200 CDI (202.134)	75	102	2151	1998	2000	OM 611.960	805016	805033	
C 200 D (202.120)	55	75	1997	1993	2000	OM 601.913	805016	805033	
C 200 D (202.122)	65	88	1997	1996	2000	OM 604.915	805016	805033	
C 200 Kompressor (202.025)	132	180	1998	1995	2000	M 111.944	805016	805033	
C 200 Kompressor (202.025)	141	192	1998	1996	2000	M 111.944	805016	805033	
C 220 (202.022)	110	150	2199	1993	2000	M 111.961	805016	805033	
C 220 CDI (202.133)	92	125	2151	1997	2000	OM 611.960	805016	805033	
C 220 D (202.021)	55	75	2155	1996	2000	OM 604.910	805016	805033	
C 220 D (202.121)	70	95	2155	1993	2000	OM 604.910	805016	805033	
C 230 (202.023)	110	150	2295	1996	1997	M 111.974	805016	805033	
C 230 Kompressor (202.024)	142	193	2295	1995	2000	M 111.975	805016	805033	
C 240 (202.026)	125	170	2398	1997	2000	M 112.910	805016	805033	
C 250 D (202.125)	83	113	2497	1993	2000	OM 605.910	805016	805033	
C 250 Turbo-D (202.128)	110	150	2497	1995	2000	OM 605.960	805016	805033	
C 280 (202.028)	142	193	2799	1993	2000	M 104.941	805016	805033	
C 280 (202.029)	145	197	2799	1997	2000	M 112.920	805016	805033	
C 36 AMG (202.028)	206	280	3606	1994	2000	M 104.941 (AMG 3.6)	805016	805033	
C 43 AMG (202.033)	225	306	4266	1997	2000	M 113.944	805016	805033	
C-CLASS (W203)									
C 180 (203.035)	95	129	1998	2000	2002	M 111.951	805016	805033	
C 180 Kompressor (203.046)	105	143	1796	2002	2007	M 271.946	805016	805033	
C 200 CDI (203.004)	75	102	2148	2001	2003	OM 611.962	805016	805033	
C 200 CDI (203.004)	85	116	2148	2000	2003	OM 611.962	805016	805033	
C 200 CDI (203.007)	90	122	2148	2003	2007	OM 646.962, OM 646.963	805016	805033	
C 200 CGI Kompressor (203.043)	125	170	1796	2003	2007	M 271.942	805016	805033	
C 200 Kompressor (203.042)	120	163	1796	2002	2007	M 271.940	805016	805033	

MERCEDES-BENZ

Make / Model	Kw	Cv	Cc	From	To	Engine / Cod. Motore	Part Number	Part Number	Part Number
C-CLASS (W203)									
C 200 Kompressor (203.045)	120	163	1998	2000	2002	M 111.955	805016	805033	
C 220 CDI (203.006)	100	136	2148	2000	2007	OM 611.962	805016	805033	
C 220 CDI (203.006)	105	143	2148	2000	2007	OM 646.963, OM 611.962	805016	805033	
C 220 CDI (203.008)	110	150	2148	2003	2007	OM 646.963	805016	805033	
C 230 (203.052)	150	204	2496	2005	2007	M 272.920	805016	805033	
C 230 Kompressor (203.040)	141	192	1796	2004	2007	M 271.948	805016	805033	
C 240 (203.061)	125	170	2597	2000	2007	M 112.912	805016	805033	
C 240 4-matic (203.081)	125	170	2597	2002	2007	M 112.916	805016	805033	
C 270 CDI (203.016)	120	163	2685	2000	2007	OM 612.962	805016		
C 270 CDI (203.016)	125	170	2685	2000	2007	OM 612.962	805016	805033	
C 280 (203.054)	170	231	2996	2005	2007	M 272.940	805016	805033	
C 280 4-matic (203.092)	170	231	2996	2005	2007	M 272.941	805016	805033	
C 30 CDI AMG (203.018)	170	231	2950	2003	2007	OM 612.990	805016	805033	
C 32 AMG Kompressor (203.065)	260	354	3199	2001	2007	M 112.961	805016	805033	
C 320 (203.064)	160	218	3199	2000	2007	M 112.946	805016	805033	
C 320 4-matic (203.084)	160	218	3199	2002	2007	M 112.953	805016	805033	
C 320 CDI (203.020)	165	224	2987	2005	2007	OM 642.910	805016	805033	
C 350 (203.056)	200	272	3498	2005	2007	M 272.960	805016	805033	
C 350 4-matic (203.087)	200	272	3498	2005	2007	M 272.960, M 272.970	805016	805033	
C 55 AMG (203.076)	270	367	5439	2004	2007	M 113.988	805016	805033	
C-CLASS (W204)									
C 180 CDI (204.000)	88	120	2143	2010	2014	OM 651.913	805016	805033	
C 180 CGI (204.031)	115	156	1595	2008	2014	M 274.910	805016		
C 180 CGI (204.049)	115	156	1796	2007	2014	M 271.820	805016	805033	
C 180 Kompressor (204.044, 204.045)	115	156	1597	2008	2014	M 271.910	805016	805033	
C 180 Kompressor (204.046)	115	156	1796	2007	2014	M 271.952	805016	805033	
C 200 (204.048)	137	186	1796	2011	2014	M 271.820	805016	805033	
C 200 CDI (204.001)	100	136	2143	2009	2014	OM 651.913	805016	805033	
C 200 CDI (204.007, 204.006)	100	136	2148	2007	2009	OM 646.811, OM 646.812	805016	805033	
C 200 CGI (204.048)	135	184	1796	2007	2014	M 271.820, M 271.860	805016	805033	
C 200 Kompressor (204.041)	135	184	1796	2007	2014	M 271.950	805016	805033	
C 220 CDI (204.002)	120	163	2143	2008	2014	OM 651.911	805016		
C 220 CDI (204.002)	125	170	2143	2008	2014	OM 651.911	805016	805033	
C 220 CDI (204.008)	120	163	2148	2007	2008	OM 646.811	805016	805033	
C 220 CDI (204.008)	125	170	2148	2007	2008	OM 646.811	805016	805033	
C 220 CDI 4-matic (204.084)	125	170	2143	2013	2014	OM 651.912	805016		
C 230 (204.052)	150	204	2496	2007	2014	M 272.921	805016	805033	
C 230 4-matic (204.085)	150	204	2496	2007	2014	M 272.911	805016	805033	
C 250 CDI (204.003)	150	204	2143	2008	2014	OM 651.911	805016	805033	
C 250 CDI 4-matic (204.082)	150	204	2143	2011	2014	OM 651.912	805016	805033	
C 250 CGI (204.047)	150	204	1796	2009	2014	M 271.860	805016	805033	
C 280 (204.054)	170	231	2996	2007	2014	M 272.947	805033		
C 280 4-matic (204.081)	170	231	2996	2007	2014	M 272.948	805033		
C 300 (204.054)	170	231	2996	2009	2014	M 272.947	805033		
C 300 4-matic (204.081)	170	231	2996	2007	2014	M 272.948	805033		
C 300 CDI 4-matic (204.092)	170	231	2987	2011	2014	OM 642.832	805033		
C 320 CDI (204.022)	165	224	2987	2007	2014	OM 642.960	805033		
C 320 CDI 4-matic (204.089)	165	224	2987	2007	2014	OM 642.961	805033		
C 350 (204.056)	200	272	3498	2007	2014	M 272.961	805033		
C 350 (204.057)	225	306	3498	2011	2014	M 276.957	805033		
C 350 4-matic (204.087)	200	272	3498	2007	2014	M 272.971	805033		
C 350 4-matic (204.088)	225	306	3498	2011	2014	M 276.957	805033		
C 350 CDI (204.022)	165	224	2987	2009	2014	OM 642.960	805033		
C 350 CDI (204.023)	195	265	2987	2011	2014	OM 642.834	805033		
C 350 CDI (204.025)	170	231	2987	2009	2014	OM 642.830	805033		
C 350 CDI 4-matic (204.089)	165	224	2987	2009	2014	OM 642.961	805033		
C 350 CDI 4-matic (204.092)	170	231	2987	2009	2014	OM 642.832	805033		
C 350 CGI (204.065)	215	292	3498	2008	2014	M 272.982	805033		
C 63 AMG (204.077)	336	457	6208	2008	2014	M 156.985	805033		

MERCEDES-BENZ

Make / Model	Kw	Cv	Cc	From	To	Engine / Cod. Motore	Part Number	Part Number	Part Number
C-CLASS (W204)									
C 63 AMG (204.077)	358	487	6208	2008	2014	M 156.985	805033		
C-CLASS Coupe (C204)									
C 180 (204.349)	115	156	1796	2011		M 271.820	805033		
C 220 CDI (204.302)	125	170	2143	2011		OM 651.911	805033		
C 250 (204.347)	150	204	1796	2011		M 271.860	805033		
C 250 CDI (204.303)	150	204	2143	2011		OM 651.911	805033		
C 350 (204.357)	225	306	3498	2011		M 276.957	805033		
C 63 AMG (204.377)	336	457	6208	2011		M 156.985	805033		
C 63 AMG (204.377)	358	487	6208	2012		M 156.985	805033		
C 63 AMG (204.377)	380	517	6208	2012		M 156.985	805033		
C-CLASS Coupe (CL203)									
C 160 Kompressor (203.730)	90	122	1796	2002	2008	M 271.921	805016	805033	
C 180 (203.735)	95	129	1998	2001	2002	M 111.951	805016	805033	
C 180 Kompressor (203.746)	105	143	1796	2002	2008	M 271.946	805016	805033	
C 200 CDI (203.707)	90	122	2148	2003	2008	OM 646.962	805016	805033	
C 200 CGI Kompressor (203.743)	125	170	1796	2003	2008	M 271.942	805016	805033	
C 200 Kompressor (203.742)	120	163	1796	2002	2008	M 271.940	805016	805033	
C 200 Kompressor (203.745)	120	163	1998	2001	2002	M 111.955	805016	805033	
C 220	120	163	1796	2002	2008	M 271.940	805016	805033	
C 220 CDI	100	136	2148	2001	2004	OM 611.962	805016	805033	
C 220 CDI (203.706)	105	143	2148	2001	2004	OM 611.962	805016	805033	
C 220 CDI (203.708)	110	150	2148	2004	2008	OM 646.963	805016	805033	
C 230 (203.752)	150	204	2496	2005	2008	M 272.920	805016	805033	
C 230 Kompressor (203.740)	141	192	1796	2002	2008	M 271.948	805016	805033	
C 230 Kompressor (203.747)	145	197	2295	2001	2002	M 111.981	805016	805033	
C 30 CDI AMG (203.718)	170	231	2950	2002	2008	OM 612.990	805016	805033	
C 32 AMG Kompressor (203.765)	260	354	3199	2002	2008	M 112.961	805016	805033	
C 320 (203.764)	160	218	3199	2002	2008	M 112.946	805016	805033	
C 350 (203.756)	200	272	3498	2005	2008	M 272.960	805016	805033	
C-CLASS T-Model (S202)									
C 180 T (202.078)	90	122	1799	1996	2000	M 111.921, M 111.920	805016	805033	
C 180 T (202.081)	95	129	1998	2000	2001	M 111.952	805016	805033	
C 200 T (202.080)	100	136	1998	1996	2001	M 111.945, M 111.941	805016	805033	
C 200 T CDI (202.194)	75	102	2151	1998	2001	OM 611.960	805016	805033	
C 200 T D (202.180)	65	88	1997	1996	2001	OM 604.915	805016	805033	
C 200 T Kompressor (202.082)	141	192	1998	1996	2001	M 111.944	805016	805033	
C 200 T Kompressor (202.087)	120	163	1998	2000	2001	M 111.956	805016	805033	
C 220 T CDI (202.193)	92	125	2151	1997	2001	OM 611.960	805016	805033	
C 220 T D (202.182)	55	75	2155	1996	2001	OM 604.910	805016	805033	
C 220 T D (202.182)	70	95	2155	1998	2000	OM 604.910	805016	805033	
C 230 T (202.083)	110	150	2295	1996	1998	M 111.974	805016	805033	
C 230 T Kompressor (202.085)	142	193	2295	1997	2000	M 111.975	805016	805033	
C 240 T (202.086)	125	170	2398	1997	2000	M 112.910	805016	805033	
C 240 T (202.088)	125	170	2597	2000	2001	M 112.915	805016	805033	
C 250 T Turbo-D (202.188)	110	150	2497	1996	2001	OM 605.960	805016	805033	
C 280 T (202.089)	145	197	2799	1997	2001	M 112.920	805016	805033	
C 43 AMG (202.093)	225	306	4266	1997	2001	M 113.944	805016	805033	
C-CLASS T-Model (S203)									
C 180 (203.235)	95	129	1998	2001	2002	M 111.951	805016	805033	
C 180 Kompressor (203.246)	105	143	1796	2002	2007	M 271.946	805016	805033	
C 200 CDI (203.204)	85	116	2148	2001	2007	OM 611.962	805016	805033	
C 200 CDI (203.204, 203.207)	75	102	2148	2001	2007	OM 646.962, OM 611.962	805016	805033	
C 200 CDI (203.207)	90	122	2148	2003	2007	OM 646.962, OM 646.963	805016	805033	
C 200 CGI Kompressor (203.243)	125	170	1796	2003	2007	M 271.942	805016	805033	
C 200 Kompressor (203.242)	120	163	1796	2002	2007	M 271.940	805016	805033	
C 200 Kompressor (203.245)	120	163	1998	2001	2002	M 111.955	805016	805033	
C 220 CDI (203.206)	105	143	2148	2001	2007	OM 611.962	805016	805033	
C 220 CDI (203.208)	100	136	2149	2006	2007	OM 646.963	805016	805033	
C 220 CDI (203.208)	110	150	2148	2004	2007	OM 646.963	805016	805033	

MERCEDES-BENZ

Make / Model	Kw	Cv	Cc	From	To	Engine / Cod. Motore	Part Number	Part Number	Part Number
C-CLASS T-Model (S203)									
C 230 (203.252)	150	204	2496	2005	2007	M 272.920	805016	805033	
C 230 Kompressor (203.240)	141	192	1796	2004	2007	M 271.948	805016	805033	
C 240 (203.261)	125	170	2597	2001	2007	M 112.912	805016	805033	
C 240 4-matic (203.281)	125	170	2597	2002	2007	M 112.916	805016	805033	
C 270 CDI (203.216)	120	163	2685	2001	2007	OM 612.962	805016		
C 270 CDI (203.216)	125	170	2685	2001	2007	OM 612.962	805016	805033	
C 280 (203.254)	170	231	2996	2005	2007	M 272.940	805016	805033	
C 280 4-matic (203.292)	170	231	2996	2005	2007	M 272.941	805016	805033	
C 30 CDI AMG (203.218)	170	231	2950	2003	2007	OM 612.990	805016	805033	
C 32 AMG Kompressor (203.265)	260	354	3199	2001	2007	M 112.961	805016	805033	
C 320 (203.264)	160	218	3199	2001	2007	M 112.946	805016	805033	
C 320 4-matic (203.284)	160	218	3199	2002	2007	M 112.953	805016	805033	
C 320 CDI (203.220)	165	224	2987	2005	2007	OM 642.910	805016	805033	
C 350 (203.256)	200	272	3498	2005	2007	M 272.960	805016	805033	
C 350 4-matic (203.287)	200	272	3498	2005	2007	M 272.970	805016	805033	
C 55 AMG (203.276)	270	367	5439	2004	2007	M 113.988	805016	805033	
C-CLASS T-Model (S204)									
C 180 (204.231)	115	156	1595	2012	2014	M 274.910	805016		
C 180 CDI (204.200)	88	120	2143	2011	2014	OM 651.913	805016	805033	
C 180 CGI (204.249)	115	156	1796	2009	2014	M 271.820	805016	805033	
C 180 Kompressor (204.245)	115	156	1597	2008	2014	M 271.910	805016	805033	
C 180 Kompressor (204.246)	115	156	1796	2007	2014	M 271.952	805016	805033	
C 200 CDI (204.201)	100	136	2143	2010	2014	OM 651.913	805016	805033	
C 200 CDI (204.207)	100	136	2148	2007	2009	OM 646.811	805016	805033	
C 200 CGI (204.248)	135	184	1796	2007	2014	M 271.820, M 271.860	805016		
C 200 Kompressor (204.241)	135	184	1796	2007	2014	M 271.950	805016	805033	
C 220 CDI (204.202)	120	163	2143	2008	2014	OM 651.911	805016		
C 220 CDI (204.202)	125	170	2143	2008	2014	OM 651.911	805016	805033	
C 220 CDI (204.208)	120	163	2148	2007	2008	OM 646.811	805016	805033	
C 220 CDI (204.208)	125	170	2148	2007	2008	OM 646.811	805016	805033	
C 220 CDI 4-matic (204.284)	125	170	2143	2013	2014	OM 651.912	805016		
C 230 (204.252)	150	204	2496	2007	2014	M 272.921	805016	805033	
C 250 CDI (204.203)	150	204	2143	2009	2014	OM 651.911	805016	805033	
C 250 CDI 4-matic (204.282)	150	204	2143	2010	2014	OM 651.912	805016	805033	
C 250 CGI (204.247)	150	204	1796	2009	2014	M 271.860	805016	805033	
C 280 (204.254)	170	231	2996	2007	2014	M 272.947	805033		
C 300 (204.254)	170	231	2996	2007	2014	M 272.947	805033		
C 320 CDI (204.222)	165	224	2987	2007	2014	OM 642.960	805033		
C 320 CDI 4-matic (204.289)	165	224	2987	2007	2011	OM 642.961	805033		
C 350 (204.256)	200	272	3498	2007	2014	M 272.961	805033		
C 350 CDI (204.223)	195	265	2987	2011	2014	OM 642.834	805033		
C 350 CDI (204.225)	165	224	2987	2007	2014	OM 642.830	805033		
C 350 CDI (204.225)	170	231	2987	2009	2014	OM 642.830	805033		
C 350 CDI 4-matic (204.292)	170	231	2987	2009	2014	OM 642.832	805033		
C 350 CGI (204.257)	225	306	3498	2011	2014	M 276.957	805033		
C 63 AMG (204.277)	336	457	6208	2008	2014	M 156.985	805033		
C 63 AMG (204.277)	358	487	6208	2012	2014	M 156.985	805033		
CLC-CLASS (CL203)									
CLC 160 (203.731)	95	129	1597	2009	2011	M 271.911	805033		
CLC 180 Kompressor (203.746)	105	143	1796	2008	2011	M 271.946	805033		
CLC 200 CDI (203.707)	90	122	2148	2008	2011	OM 646.962	805033		
CLC 200 Kompressor (203.741)	135	184	1796	2008	2011	M 271.957	805033		
CLC 220 CDI (203.708)	110	150	2148	2008	2011	OM 646.963	805033		
CLC 230 (203.752)	150	204	2496	2008	2011	M 272.920	805033		
CLC 350 (203.756)	200	272	3498	2008	2011	M 272.960	805033		
CLK (C208)									
200 (208.335)	100	136	1998	1997	2002	M 111.945	805016	805033	
200 Kompressor (208.344)	120	163	1998	2000	2002	M 111.956	805016	805033	
200 Kompressor (208.345)	141	192	1998	1997	2000	M 111.944	805016	805033	

MERCEDES-BENZ

Make / Model	Kw	Cv	Cc	From	To	Engine / Cod. Motore	Part Number	Part Number	Part Number
CLK (C208)									
230 Kompressor (208.347)	142	193	2295	1997	2000	M 111.973, M 111.975	805016	805033	
230 Kompressor (208.348)	145	197	2295	2000	2002	M 111.982	805016	805033	
320 (208.365)	160	218	3199	1997	2002	M 112.940	805016	805033	
430 (208.370)	205	279	4266	1998	2002	M 113.943	805016	805033	
55 AMG (208.374)	255	347	5439	1999	2002	M 113.981, M 113.984	805016	805033	
CLK (C209)									
200 CGI (209.343)	125	170	1796	2003	2009	M 271.942	805016	805033	
200 Kompressor (209.341)	135	184	1796	2006	2009	M 271.955	805016	805033	
200 Kompressor (209.342)	120	163	1796	2002	2009	M 271.940	805016	805033	
220 CDI (209.308)	100	136	2148	2005	2009	OM 646.966	805016		
220 CDI (209.308)	110	150	2148	2005	2009	OM 646.966	805016	805033	
240 (209.361)	120	163	2597	2002	2009	M 112.912	805016	805033	
240 (209.361)	125	170	2597	2002	2009	M 112.912	805016	805033	
270 CDI (209.316)	120	163	2685	2003	2005	OM 612.967	805016	805033	
270 CDI (209.316)	125	170	2685	2002	2009	OM 612.967, OM 612.962	805016	805033	
280 (209.354)	170	231	2996	2005	2009	M 272.940	805033		
320 (209.365)	160	218	3199	2002	2009	M 112.955	805016	805033	
320 CDI (209.320)	165	224	2987	2005	2009	OM 642.910	805016	805033	
350 (209.356)	200	272	3498	2005	2009	M 272.960	805033		
500 (209.372)	285	388	5461	2006	2009	M 273.965	805016	805033	
500 (209.375)	225	306	4966	2002	2009	M 113.968	805016	805033	
55 AMG (209.376)	270	367	5439	2002	2009	M 113.987	805016	805033	
63 AMG (209.377)	354	481	6208	2006	2009	M 156.982	805033		
63 AMG (209.377)	373	507	6208	2007	2009	M 156.982	805033		
DTM AMG (209.3_)	428	582	5439	2004	2005	M 113.994	805033		
CLK Convertible (A208)									
200 (208.435)	100	136	1998	1998	2002	M 111.945, M 111.941	805016	805033	
200 Kompressor (208.444)	120	163	1998	2000	2002	M 111.956	805016	805033	
200 Kompressor (208.445)	141	192	1998	1998	2000	M 111.944	805016	805033	
230 Kompressor (208.447)	142	193	2295	1998	2000	M 111.973, M 111.975	805016	805033	
230 Kompressor (208.448)	145	197	2295	2000	2002	M 111.982	805016	805033	
320 (208.465)	160	218	3199	1998	2002	M 112.940	805016	805033	
430 (208.470)	205	279	4266	1998	2002	M 113.943	805016	805033	
55 AMG (208.474)	255	347	5439	2000	2002	M 113.981, M 113.984	805016	805033	
CLK Convertible (A209)									
CLK 200 CGI (209.343)	125	170	1796	2003	2010	M 271.942	805033		
CLK 200 Kompressor (209.441)	135	184	1796	2006	2010	M 271.955	805033		
CLK 200 Kompressor (209.442)	120	163	1796	2003	2010	M 271.940	805033		
CLK 240 (209.461)	125	170	2597	2003	2010	M 112.912	805033		
CLK 280 (209.454)	170	231	2996	2005	2010	M 272.940	805033		
CLK 320 (209.465)	160	218	3199	2003	2010	M 112.955	805033		
CLK 320 CDI (209.420)	165	224	2987	2005	2010	OM 642.910	805033		
CLK 350 (209.456)	200	272	3498	2005	2010	M 272.960	805033		
CLK 500 (209.472)	285	388	5461	2006	2010	M 273.967	805033		
CLK 500 (209.475)	225	306	4966	2003	2010	M 113.968	805033		
CLK 55 AMG (209.476)	270	367	5439	2002	2010	M 113.987	805033		
CLK 63 AMG (209.477)	354	481	6208	2006	2010	M 156.982	805033		
CLK AMG DTM (209.4_)	428	582	5439	2004	2005	M 113.994	805033		
CLS (C219)									
CLS 280 (219.354)	170	231	2996	2008	2010	M 272.943	805033		
CLS 300 (219.354)	170	231	2996	2009	2010	M 272.943	805033		
CLS 320 CDI	155	211	2987	2005	2010	OM 642.920	805033		
CLS 320 CDI (219.322)	165	224	2987	2005	2010	OM 642.920	805033		
CLS 350 (219.356)	200	272	3498	2004	2010	M 272.964	805033		
CLS 350 (219.357)	215	292	3498	2006	2010	M 272.985	805033		
CLS 350 CDI (219.322)	165	224	2987	2009	2010	OM 642.920	805033		
CLS 500 (219.372)	285	388	5461	2006	2010	M 273.960	805033		
CLS 500 (219.375)	225	306	4966	2004	2010	M 113.967	805033		
CLS 55 AMG (219.376)	350	476	5439	2005	2010	M 113.990	805033		

MERCEDES-BENZ

Make / Model	Kw	Cv	Cc	From	To	Engine / Cod. Motore	Part Number	Part Number	Part Number
CLS (C219)									
CLS 63 AMG (219.377)	378	514	6208	2006	2010	M 156.983	805033		
E-CLASS (W210)									
E 200 (210.035)	100	136	1998	1995	2000	M 111.942	805033		
E 200 CDI (210.007)	75	102	2151	1998	2002	OM 611.961	805033		
E 200 CDI (210.007)	85	116	2148	1999	2002	OM 611.961	805033		
E 200 D (210.003)	65	88	1997	1996	2002	OM 604.917	805033		
E 200 Kompressor (210.045)	137	186	1998	1997	2002	M 111.947	805033		
E 200 Kompressor (210.048)	120	163	1998	2000	2002	M 111.957	805033		
E 220 CDI (210.006)	92	125	2151	1998	1999	OM 611.961	805033		
E 220 CDI (210.006)	100	136	2148	1999	2002	OM 611.961	805033		
E 220 CDI (210.006)	105	143	2148	1999	2002	OM 611.961	805033		
E 220 D	55	75	2155	1996	2002	OM 604.912	805033		
E 220 D (210.004)	70	95	2155	1995	1999	OM 604.912	805033		
E 230 (210.037)	110	150	2295	1995	1997	M 111.970	805033		
E 240 (210.061)	125	170	2398	1997	2000	M 112.911	805033		
E 240 (210.062)	125	170	2597	2000	2002	M 112.914	805033		
E 250 D (210.010)	83	113	2497	1995	1999	OM 605.912	805033		
E 250 Turbo-D (210.015)	110	150	2497	1997	1999	OM 605.962	805033		
E 270 CDI (210.016)	120	163	2685	1999	2002	OM 612.961	805033		
E 270 CDI (210.016)	125	170	2685	1999	2002	OM 612.961	805033		
E 280 (210.053)	142	193	2799	1996	1997	M 104.945	805033		
E 280 (210.063)	150	204	2799	1996	2002	M 112.921	805033		
E 280 4-matic (210.081)	150	204	2799	1996	2002	M 112.921	805033		
E 290 Turbo-D (210.017)	95	129	2874	1996	1999	OM 602.982	805033		
E 300 D (210.020)	100	136	2996	1995	1997	OM 606.912	805033		
E 300 Turbo-D (210.025)	130	177	2996	1996	1999	OM 606.962	805033		
E 320 (210.055)	162	220	3199	1995	1997	M 104.995	805033		
E 320 (210.065)	165	224	3199	1997	2002	M 112.941	805033		
E 320 4-matic (210.082)	165	224	3199	1997	2002	M 112.941	805033		
E 320 CDI (210.026)	145	197	3222	1999	2002	OM 613.961	805033		
E 36 AMG	200	272	3606	1996	1998		805033		
E 420 (210.072)	205	279	4196	1996	1997	M 119.985	805033		
E 430 (210.070)	205	279	4266	1997	2002	M 113.940	805033		
E 430 4-matic (210.083)	205	279	4266	1999	2002	M 113.940	805033		
E 50 AMG (210.072)	255	347	4973	1996	1997	M 119.985 (AMG 5.0)	805033		
E 55 AMG (210.074)	260	354	5439	1997	2002	M 113.980	805033		
E-CLASS (W211)									
E 200 CDI (211.004)	75	102	2148	2002	2008	OM 646.951	805033		
E 200 CDI (211.004)	90	122	2148	2002	2008	OM 646.951	805033		
E 200 CDI (211.007)	100	136	2148	2006	2008	OM 646.820	805033		
E 200 Kompressor (211.041)	135	184	1796	2006	2008	M 271.956	805033		
E 200 Kompressor (211.042)	120	163	1796	2002	2008	M 271.941	805033		
E 200 NGT (211.042)	120	163	1796	2004	2008	M 271.941	805033		
E 220 CDI	120	163	2149	2003	2008	OM 646.821	805033		
E 220 CDI (211.006)	100	136	2148	2002	2008	OM 646.961	805033		
E 220 CDI (211.006)	110	150	2148	2002	2008	OM 646.961	805033		
E 220 CDI (211.008)	125	170	2148	2006	2008	OM 646.821	805033		
E 230 (211.052)	150	204	2496	2007	2008	M 272.922	805033		
E 240 (211.061)	130	177	2597	2002	2008	M 112.917, M 112.913	805033		
E 240 4-matic (211.080)	130	177	2597	2003	2008	M 112.917	805033		
E 270 CDI (211.016)	120	163	2685	2002	2008	OM 647.961	805033		
E 270 CDI (211.016)	130	177	2685	2002	2008	OM 647.961	805033		
E 280 (211.054)	170	231	2996	2005	2008	M 272.943	805033		
E 280 4-matic (211.092)	170	231	2996	2006	2008	M 272.943, M 272.944	805033		
E 280 CDI (211.020)	140	190	2987	2005	2008	OM 642.920	805033		
E 280 CDI (211.023)	130	177	3222	2004	2008	OM 648.961	805033		
E 280 CDI 4-matic (211.084)	140	190	2987	2005	2008	OM 642.921	805033		
E 300 BlueTEC (211.024)	155	211	2987	2007	2008	OM 642.920	805033		
E 320 (211.065)	165	224	3199	2002	2008	M 112.949	805033		

MERCEDES-BENZ

Make / Model	Kw	Cv	Cc	From	To	Engine / Cod. Motore	Part Number	Part Number	Part Number
E-CLASS (W211)									
E 320 4-matic (211.082)	165	224	3199	2003	2008	M 112.954	805033		
E 320 CDI (211.022)	165	224	2987	2005	2008	OM 642.920	805033		
E 320 CDI (211.026)	150	204	3222	2002	2008	OM 648.961	805033		
E 320 CDI 4-matic (211.089)	165	224	2987	2005	2008	OM 642.910, OM 642.921	805033		
E 350 (211.056)	200	272	3498	2005	2008	M 272.964	805033		
E 350 4-matic (211.087)	200	272	3498	2005	2008	M 272.972	805033		
E 350 CGI (211.057)	215	292	3498	2007	2008	M 272.985	805033		
E 400 CDI (211.028)	191	260	3996	2003	2008	OM 628.961	805033		
E 420 CDI (211.029)	231	314	3996	2006	2008	OM 629.910	805033		
E 500 (211.070)	225	306	4966	2002	2008	M 113.967	805033		
E 500 (211.072)	285	388	5461	2006	2008	M 273.960	805033		
E 500 4-matic (211.083)	225	306	4966	2003	2008	M 113.969	805033		
E 500 4-matic (211.090)	285	388	5461	2006	2008	M 273.962	805033		
E 55 AMG Kompressor (211.076)	350	476	5439	2002	2008	M 113.990	805033		
E 63 AMG (211.077)	378	514	6208	2006	2008	M 156.983	805033		
E-CLASS (W212)									
E 200 CDI / BlueTEC (212.005, 212.006)	100	136	2143	2009	2015	OM 651.925	805033		
E 200 CGI (212.048, 212.148)	135	184	1796	2009	2015	M 271.820, M 271.860	805033		
E 200 NGT (212.041)	120	163	1796	2011	2015	M 271.958	805033		
E 220 CDI / BlueTEC (212.001, 212.002)	125	170	2143	2009	2016	OM 651.924	805033		
E 250 CDI / BlueTEC (212.003, 212.004)	150	204	2143	2009	2016	OM 651.924	805033		
E 250 CDI / BlueTEC 4-matic (212.082, 212.097)	150	204	2143	2011	2015	OM 651.924	805033		
E 250 CGI (212.047, 212.147)	150	204	1796	2009	2015	M 271.860	805033		
E 300 (212.054)	170	231	2996	2009	2013	M 272.952	805033		
E 300 (212.055)	185	252	3498	2011	2015	M 276.952	805033		
E 300 4-matic (212.080)	185	252	3498	2011	2015	M 276.952	805033		
E 300 CDI (212.020)	150	204	2987	2009	2010	OM 642.850	805033		
E 300 CDI / BlueTEC (212.020, 212.021, 212.027)	170	231	2987	2011	2015	OM 642.852, OM 642.850	805033		
E 300 Hybrid / BlueTEC Hybrid (212.098)	150	204	2143	2011	2016	OM 651.924	805033		
E 350 (212.056)	200	272	3498	2009	2013	M 272.980	805033		
E 350 (212.059)	225	306	3498	2011	2015	M 276.952	805033		
E 350 4-matic (212.087)	200	272	3498	2009	2011	M 272.977	805033		
E 350 4-matic (212.088)	225	306	3498	2011	2015	M 276.952	805033		
E 350 BlueTEC (212.024)	155	211	2987	2009	2015	OM 642.850	805033		
E 350 CDI (212.023)	195	265	2987	2011	2015	OM 642.852	805033		
E 350 CDI (212.025)	170	231	2987	2009	2015	OM 642.850	805033		
E 350 CDI 4-matic (212.089)	170	231	2987	2009	2011	OM 642.856	805033		
E 350 CDI 4-matic (212.093)	195	265	2987	2011	2015	OM 642.858	805033		
E 350 CGI (212.057)	215	292	3498	2009	2011	M 272.982, M 272.983	805033		
E 500 (212.072)	285	388	5461	2009	2011	M 273.971	805033		
E 500 (212.073)	300	408	4663	2011	2015	M 278.922	805033		
E 500 4-matic (212.090)	285	388	5461	2009	2011	M 273.970	805033		
E 500 4-matic (212.091)	300	408	4663	2011	2015	M 278.922	805033		
E 63 AMG (212.074)	386	525	5461	2011	2016	M 157.980, M 157.981	805033		
E 63 AMG (212.077)	386	525	6208	2009	2015	M 156.985	805033		
E-CLASS Convertible (A207)									
E 200 CGI (207.448)	135	184	1796	2010	2016	M 271.820, M 271.860	805033		
E 220 CDI / BlueTEC / d (207.402, 207.401)	125	170	2143	2010	2016	OM 651.911	805033		
E 250 CDI / BlueTEC / d (207.403, 207.404)	150	204	2143	2010	2016	OM 651.911	805033		
E 260 (207.447)	150	204	1796	2013	2016	M 271.860	805033		
E 300 (207.455)	185	252	3498	2011	2016	M 276.957	805033		
E 350 (207.459)	225	306	3498	2011	2014	M 276.957	805033		
E 350 CDI (207.422)	170	231	2987	2010	2011	OM 642.836	805033		
E 350 CDI (207.423)	195	265	2987	2011	2013	OM 642.838	805033		
E 350 CGI (207.457)	215	292	3498	2010	2014	M 272.982, M 272.984	805033		
E 500 (207.472)	285	388	5461	2010	2011	M 273.966	805033		
E 500 (207.473)	300	408	4663	2011	2016	M 278.922	805033		
E-CLASS Coupe (C207)									
E 200 CGI (207.348)	135	184	1796	2010	2016	M 271.820, M 271.860	805033		

MERCEDES-BENZ

Make / Model	Kw	Cv	Cc	From	To	Engine / Cod. Motore	Part Number	Part Number	Part Number
E-CLASS Coupe (C207)									
E 220 CDI / d (207.302, 207.301)	125	170	2143	2010	2016	OM 651.911	805033		
E 250 CDI / BlueTEC / d (207.303, 207.304)	150	204	2143	2009	2016	OM 651.911	805033		
E 260 (207.347)	150	204	1796	2013	2016	M 271.860	805033		
E 300 (207.355)	185	252	3498	2011	2016	M 276.957	805033		
E 350 (207.356)	200	272	3498	2010	2011	M 272.961, M 272.988	805033		
E 350 (207.359)	225	306	3498	2011	2014	M 276.957	805033		
E 350 CDI (207.322)	170	231	2987	2009	2011	OM 642.836	805033		
E 350 CDI (207.323)	195	265	2987	2011	2013	OM 642.838	805033		
E 350 CGI (207.357)	215	292	3498	2009	2011	M 272.982, M 272.984	805033		
E 500 (207.372)	285	388	5461	2009	2016	M 273.966	805033		
E 500 (207.373)	300	408	4663	2011	2016	M 278.922	805033		
E-CLASS T-Model (S210)									
E 200 T (210.235)	100	136	1998	1996	2000	M 111.942	805033		
E 200 T Kompressor (210.245)	137	186	1998	1997	2003	M 111.947	805033		
E 200 T Kompressor (210.248)	120	163	1998	2000	2003	M 111.957	805033		
E 220 T CDI (210.206)	92	125	2151	1998	1999	OM 611.961	805033		
E 220 T CDI (210.206)	100	136	2148	1999	2003	OM 611.961	805033		
E 220 T CDI (210.206)	105	143	2148	1999	2003	OM 611.961	805033		
E 230 T (210.237)	110	150	2295	1996	1997	M 111.970	805033		
E 240 T (210.261)	125	170	2398	1997	2003	M 112.911	805033		
E 240 T (210.262)	125	170	2597	2000	2003	M 112.914	805033		
E 250 T D (210.210)	83	113	2497	1996	1999	OM 605.912	805033		
E 250 T Turbo-D (210.215)	110	150	2497	1997	1999	OM 605.962	805033		
E 270 T CDI	120	163	2685	2000	2003	OM 612.961	805033		
E 270 T CDI (210.216)	125	170	2685	1999	2003	OM 612.961	805033		
E 280 T (210.263)	150	204	2799	1996	2003	M 112.921	805033		
E 280 T 4-matic (210.281)	150	204	2799	1996	2003	M 112.921	805033		
E 290 T Turbo-D (210.217)	95	129	2874	1996	1999	OM 602.982	805033		
E 300 T Turbo-D (210.225)	130	177	2996	1996	1999	OM 606.962	805033		
E 320 T (210.265)	165	224	3199	1996	2003	M 112.941	805033		
E 320 T 4-matic (210.282)	165	224	3199	1996	2003	M 112.941	805033		
E 320 T CDI (210.226)	145	197	3222	1999	2003	OM 613.961	805033		
E 420 T (210.272)	205	279	4196	1996	1997	M 119.985	805033		
E 430 T (210.270)	205	279	4266	1997	2003	M 113.940	805033		
E 430 T 4-matic (210.283)	205	279	4266	1999	2003	M 113.940	805033		
E 55 T AMG (210.274)	260	354	5439	1997	2003	M 113.980	805033		
E-CLASS T-Model (S211)									
350 CGI (211.257)	215	292	3498	2006	2009	M 272.985	805033		
E 200 CDI (211.207)	100	136	2148	2006	2009	OM 646.821	805033		
E 200 Kompressor (211.241)	135	184	1796	2006	2009	M 271.956	805033		
E 200 T Kompressor (211.242)	120	163	1796	2003	2009	M 271.941	805033		
E 220 CDI (211.206)	100	136	2148	2003	2009	OM 646.961	805033		
E 220 T CDI	120	163	2148	2003	2009	OM 646.821	805033		
E 220 T CDI (211.206)	110	150	2148	2003	2009	OM 646.961	805033		
E 220 T CDI (211.208)	125	170	2148	2006	2009	OM 646.821	805033		
E 230 T (211.252)	150	204	2496	2007	2009	M 272.922	805033		
E 240 T (211.261)	130	177	2597	2003	2009	M 112.913	805033		
E 240 T 4-matic (211.280)	130	177	2597	2003	2009	M 112.917	805033		
E 270 T CDI (211.216)	120	163	2685	2003	2009	OM 647.961	805033		
E 270 T CDI (211.216)	130	177	2685	2003	2009	OM 647.961	805033		
E 280 T (211.254)	170	231	2996	2005	2009	M 272.943	805033		
E 280 T 4-matic (211.292)	170	231	2996	2005	2009	M 272.943, M 272.944	805033		
E 280 T CDI (211.220)	140	190	2987	2005	2009	OM 642.920	805033		
E 280 T CDI (211.223)	130	177	3222	2004	2009	OM 648.961	805033		
E 280 T CDI 4-matic (211.284)	140	190	2987	2005	2009	OM 642.921	805033		
E 320 T (211.265)	165	224	3199	2003	2009	M 112.949	805033		
E 320 T 4-matic (211.282)	165	224	3199	2003	2009	M 112.954	805033		
E 320 T CDI (211.222)	165	224	2987	2005	2009	OM 642.920	805033		
E 320 T CDI (211.226)	150	204	3222	2003	2009	OM 648.961	805033		

MERCEDES-BENZ

Make / Model	Kw	Cv	Cc	From	To	Engine / Cod. Motore	Part Number	Part Number	Part Number
E-CLASS T-Model (S211)									
E 320 T CDI 4-matic (211.289)	165	224	2987	2005	2009	OM 642.921	805033		
E 350 T (211.256)	200	272	3498	2005	2009	M 272.964	805033		
E 350 T 4-matic (211.287)	200	272	3498	2005	2009	M 272.972	805033		
E 500 T (211.270)	225	306	4966	2003	2009	M 113.967	805033		
E 500 T (211.272)	285	388	5461	2006	2009	M 273.960	805033		
E 500 T 4-matic (211.283)	225	306	4966	2003	2009	M 113.969	805033		
E 500 T 4-matic (211.290)	285	388	5461	2006	2009	M 273.962	805033		
E 55 T AMG Kompressor (211.276)	350	476	5439	2003	2009	M 113.990	805033		
E 63 AMG (211.277)	378	514	6208	2006	2009	M 156.983	805033		
E-CLASS T-Model (S212)									
E 200 CDI / BlueTEC (212.205, 212.206)	100	136	2143	2009	2016	OM 651.925	805033		
E 200 CGI (212.248)	135	184	1796	2009	2016	M 271.860	805033		
E 220 CDI / BlueTEC (212.202, 212.201)	125	170	2143	2009	2016	OM 651.924	805033		
E 250 CDI / BlueTEC (212.203, 212.204)	150	204	2143	2009	2016	OM 651.924	805033		
E 250 CDI / BlueTEC 4-matic (212.282, 212.297)	150	204	2143	2010	2016	OM 651.924	805033		
E 250 CGI (212.247)	150	204	1796	2009	2013	M 271.860	805033		
E 300 (212.255)	185	252	3498	2011	2016	M 276.952	805033		
E 300 4-matic (212.280)	185	252	3498	2011	2016	M 276.952	805033		
E 300 CDI (212.220)	150	204	2987	2009	2010	OM 642.850	805033		
E 300 CDI / BlueTEC (212.227, 212.221)	170	231	2987	2009	2016	OM 642.852, OM 642.850	805033		
E 350 (212.256)	200	272	3498	2009	2011	M 272.980	805033		
E 350 (212.259)	225	306	3498	2011	2014	M 276.952	805033		
E 350 4-matic (212.287)	200	272	3498	2009	2011	M 272.977	805033		
E 350 4-matic (212.288)	225	306	3498	2011	2016	M 276.952	805033		
E 350 BlueTEC (212.224)	155	211	2987	2009	2013	OM 642.850	805033		
E 350 CDI (212.223)	195	265	2987	2011	2013	OM 642.852	805033		
E 350 CDI (212.225)	170	231	2987	2009	2011	OM 642.850	805033		
E 350 CDI 4-matic (212.289)	170	231	2987	2009	2011	OM 642.856	805033		
E 350 CDI 4-matic (212.293)	195	265	2987	2011	2013	OM 642.858	805033		
E 350 CGI (212.257)	215	292	3498	2009	2011	M 272.983	805033		
E 500 (212.272)	285	388	5461	2009	2011	M 273.971	805033		
E 500 (212.273)	300	408	4663	2011	2016	M 278.922	805033		
E 500 4-matic (212.291)	300	408	4663	2011	2016	M 278.922	805033		
E 63 AMG (212.274)	386	525	5461	2011	2016	M 157.981	805033		
E 63 AMG (212.277)	386	525	6208	2009	2011	M 156.985	805033		
G-CLASS (W463)									
200 GE (463.220)	85	116	1996	1990	1993	M 102.965	805033		
230 GE (463.224, 463.225)	93	126	2298	1990	1993	M 102.989	805033		
250 GD (463.324, 463.325)	69	94	2497	1990	1992	OM 602.931	805033		
300 GD / G 300 (463.327, 463.328)	83	113	2996	1989	1993	OM 603.931	805033		
300 GE (463.227, 463.228)	125	170	2960	1989	1993	M 103.987	805033		
300 GE (463.227, 463.228)	128	174	2960	1990	1997	M 103.987	805033		
350 Turbo GD (463.320, 463.321)	100	136	3449	1991	1996	OM 603.972	805033		
500 GE (463.228)	177	241	4973	1993	1994	M 117.965	805033		
G 270 CDI (463.322, 463.323)	115	156	2685	2001		OM 612.965	805033		
G 300 TD (463.330, 463.331)	130	177	2996	1996	2000	OM 606.964	805033		
G 320 (463.230, 463.231)	155	211	3199	1994	1997	M 104.996	805033		
G 320 (463.232, 463.233, 463.244, 463.245)	158	215	3199	1997	2004	M 112.945	805033		
G 320 CDI (463.340, 463.341, 463.343)	165	224	2987	2006		OM 642.970	805033		
G 350 CDI	155	211	2987	2011		OM 642.886	805033		
G 36 AMG (463.230)	200	272	3606	1995	1998	M 104.996 (AMG 3.6)	805033		
G 400 CDI (463.332, 463.333)	184	250	3996	2000		OM 628.962	805033		
G 500 (463.247, 463.248, 463.249, 463.240, 463.241,...)	218	296	4966	1998		M 113.962	805033		
G 55 AMG (463.243, 463.246)	260	354	5439	1999		M 113.982	805033		
G 55 AMG (463.270, 463.271)	350	476	5439	2004		M 113.993	805033		
G 55 AMG (463.270, 463.271)	368	500	5439	2006		M 113.993	805033		
G 55 AMG (463.270, 463.271)	373	507	5439	2008		M 113.993	805033		
G 63 AMG (463.273)	400	544	5461	2012		M 157.984	805033		
G-CLASS Cabrio (W463)									
200 GE (463.200)	80	109	1996	1990	1993	M 102.965	805033		

MERCEDES-BENZ

Make / Model	Kw	Cv	Cc	From	To	Engine / Cod. Motore	Part Number	Part Number	Part Number
G-CLASS Cabrio (W463)									
200 GE (463.200)	85	116	1996	1990	1993	M 102.965	805033		
230 GE (463.204)	93	126	2298	1990	1993	M 102.989	805033		
300 GD / G 300 (463.307)	83	113	2996	1990	1997	OM 603.931	805033		
300 GE (463.207)	125	170	2960	1989	1997	M 103.987	805033		
320 GE (463.208)	155	211	3199	1994	1997	M 104.996	805033		
350 G Turbo-D (463.300)	100	136	3449	1991	1997	OM 603.972	805033		
G 300 TD (463.308)	130	177	2996	1996	2000	OM 606.964	805033		
G 320 (463.209)	158	215	3199	1997		M 112.945	805033		
G 320 CDI (463.303)	165	224	2987	2006		OM 642.970	805033		
G 350 CDI	155	211	2987	2011		OM 642.886	805033		
G 400 CDI (463.309)	184	250	3996	2000		OM 628.962	805033		
G 500 (463)	218	296	4966	1998		M 113.962	805033		
G 500 (463.202)	285	388	5461	2009		M 273.963, M 273.969	805033		
GLK-CLASS (X204)									
200 CDI (204.901)	105	143	2143	2010	2015	OM 651.916, OM 651.913	805033		
220 CDI (204.902)	120	163	2143	2008	2015	OM 651.916	805033		
220 CDI (204.902)	125	170	2143	2008	2015	OM 651.916	805033		
220 CDI 4-matic (204.984)	120	163	2143	2008	2015	OM 651.912	805033		
220 CDI 4-matic (204.984, 204.997)	125	170	2143	2008	2015	OM 651.912	805033		
250 CDI 4-matic (204.982, 204.904)	150	204	2143	2009	2015	OM 651.912	805033		
280 4-matic (204.981)	170	231	2996	2008	2009	M 272.948	805033		
300 4-matic (204.981)	170	231	2996	2009	2015	M 272.948	805033		
320 CDI 4-matic (204.983)	165	224	2987	2008	2015	OM 642.961	805033		
350 (204.956)	200	272	3498	2009	2015	M 272.991	805033		
350 4-matic (204.987)	200	272	3498	2008	2011	M 272.971	805033		
350 4-matic (204.988)	225	306	3498	2008	2015	M 276.957	805033		
350 CDI 4-matic (204.992)	165	224	2987	2009	2010	OM 642.832	805033		
350 CDI 4-matic (204.992)	170	231	2987	2010	2015	OM 642.832	805033		
350 CDI 4-matic (204.993)	195	265	2987	2012	2015	OM 642.835	805033		
M-CLASS (W163)									
ML 230 (163.136)	110	150	2295	1998	2005	M 111.977	805033		
ML 270 CDI (163.113)	120	163	2685	1999	2005	OM 612.963	805033		
ML 320 (163.154)	160	218	3199	1998	2002	M 112.942	805033		
ML 350	173	235	3724	2003	2005	M 112.970	805033		
ML 350 (163.157)	180	245	3724	2002	2005	M 112.970	805033		
ML 400 CDI (163.128)	184	250	3996	2001	2005	OM 628.963	805033		
ML 430 (163.172)	200	272	4266	1998	2005	M 113.942	805033		
ML 500 (163.175)	215	292	4966	2001	2005	M 113.964, M 113.965	805033		
ML 55 AMG (163.174)	255	347	5439	2000	2005	M 113.981	805033		
S-CLASS (W140)									
300 SE 2.8 (140.028)	145	197	2799	1993	1998	M 104.944	805033		
300 SE, SEL/S320 (140.032, 140.033)	170	231	3199	1991	1998	M 104.990, M 104.994	805033		
400 SE, SEL/S420 (140.042, 140.043)	210	286	4196	1991	1998	M 119.971	805033		
500 SE, SEL (140.050, 140.051)	240	326	4973	1991	1998	M 119.970	805033		
600 SE, SEL (140.056, 140.057)	300	408	5987	1991	1992	M 120.982, M 120.980	805033		
S 280 (140.028)	142	193	2799	1993	1998	M 104.944	805033		
S 300 Turbo-D (140.135)	130	177	2996	1996	1998	OM 606.961	805033		
S 350 Turbo-D (140.134)	110	150	3449	1993	1998	OM 603.971	805033		
S 420 (140.042)	205	279	4196	1993	1998	M 119.971	805033		
S 500 (140.050, 140.051)	235	320	4973	1993	1998	M 119.970, M 119.980	805033		
S 600 (140.056, 140.057)	290	394	5987	1993	1998	M 120.982, M 120.980	805033		
S-CLASS (W220)									
S 280 (220.063, 220.163)	150	204	2799	1998	2005	M 112.922	805033		
S 320 (220.065, 220.165)	165	224	3199	1998	2005	M 112.944	805033		
S 320 CDI (220.025, 220.125)	150	204	3222	2002	2005	OM 648.960	805033		
S 320 CDI (220.026, 220.126)	145	197	3222	1999	2002	OM 613.960	805033		
S 350 (220.067, 220.167)	180	245	3724	2002	2005	M 112.972	805033		
S 350 4-matic (220.087, 220.187)	180	245	3724	2003	2005	M 112.975	805033		
S 400 CDI (220.028, 220.128)	184	250	3996	2000	2005	OM 628.960	805033		

MERCEDES-BENZ

Make / Model	Kw	Cv	Cc	From	To	Engine / Cod. Motore	Part Number	Part Number	Part Number
S-CLASS (W220)									
S 400 CDI (220.028, 220.128)	191	260	3996	2003	2005	OM 628.960	805033		
S 430 (220.070, 220.170)	205	279	4266	1998	2005	M 113.941	805033		
S 430 4-matic (220.083, 220.183)	205	279	4266	2002	2005	M 113.948	805033		
S 500 (220.075, 220.175, 220.875)	225	306	4966	1998	2005	M 113.966, M 113.960	805033		
S 500 4-matic (220.084, 220.184)	225	306	4966	2002	2005	M 113.966	805033		
S 55 AMG (220.073, 220.173)	265	360	5439	1999	2005	M 113.986	805033		
S 55 AMG Kompressor (220.074, 220.174)	368	500	5439	2002	2005	M 113.991	805033		
S 600 (220.176)	368	500	5513	2002	2005	M 275.950	805033		
S 600 (220.878, 220.178)	270	367	5786	2000	2005	M 137.970	805033		
S 63 AMG	326	444	6258	2001	2005	M 137.980	805033		
S 65 AMG (220.179)	450	612	5980	2004	2005	M 275.980	805033		
S-CLASS Coupe (C140)									
500 SEC / CL 500 (140.070)	235	320	4973	1992	1999	M 119.970, M 119.980	805033		
SEC/CL 420 (140.063)	205	279	4196	1994	1999	M 119.971, M 119.981	805033		
SEC/CL 600 (140.076)	290	394	5987	1992	1999	M 120.982, M 120.980	805033		
S-CLASS Coupe (C215)									
CL 500 (215.375)	225	306	4966	1999	2006	M 113.960	805033		
CL 55 AMG (215.373)	265	360	5439	1999	2006	M 113.986	805033		
CL 55 AMG Kompressor (215.374)	368	500	5439	2002	2006	M 113.991	805033		
CL 600 (215.376)	368	500	5513	2002	2006	M 275.950	805033		
CL 600 (215.378)	270	367	5786	1999	2006	M 137.970	805033		
CL 63 AMG	326	444	6258	2001	2006	M 137.980	805033		
CL 65 AMG (215.379)	450	612	5980	2003	2006	M 275.980	805033		
S-CLASS Coupe (C216)									
CL 500 (216.371)	285	388	5461	2006	2013	M 273.961	805033		
CL 500 (216.373)	320	435	4663	2011	2013	M 278.920	805033		
CL 500 4-matic (216.386)	285	388	5461	2008	2013	M 273.968	805033		
CL 500 4-matic (216.394)	320	435	4663	2011	2013	M 278.920	805033		
CL 600 (216.376)	380	517	5513	2006	2013	M 275.953	805033		
CL 63 AMG (216.374)	400	544	5461	2011	2013	M 157.980	805033		
CL 63 AMG (216.374)	420	571	5461	2010	2013	M 157.980	805033		
CL 63 AMG (216.377)	386	525	6208	2006	2013	M 156.984	805033		
CL 65 AMG (216.379)	450	612	5980	2006	2010	M 275.982	805033		
CL 65 AMG (216.379)	463	630	5980	2011	2013	M 275.982	805033		
SL (R129)									
280 (129.058)	142	193	2799	1993	2001	M 104.943	805033		
280 (129.059)	150	204	2799	1998	2001	M 112.923	805033		
300 SL (129.060)	140	190	2960	1989	1993	M 103.984	805033		
300 SL-24 (129.061)	170	231	2960	1989	1993	M 104.981	805033		
320 (129.063)	170	231	3199	1993	2001	M 104.991	805033		
320 (129.064)	165	224	3199	1998	2001	M 112.943	805033		
500 (129.067)	235	320	4973	1992	2001	M 119.982, M 119.972	805033		
500 (129.068)	225	306	4966	1998	2001	M 113.961	805033		
500 SL (129.066)	240	326	4973	1989	1992	M 119.960, M 119.972	805033		
55 AMG	260	354	5439	2000	2001	M 113.985	805033		
60 AMG (129.067)	280	381	5956	1997	2001	M 119.972 (AMG 6.0), M ...	805033		
600 (129.076)	290	394	5987	1992	2001	M 120.981, M 120.983	805033		
SL 73 AMG (129.076)	386	525	7291	1999	2001		805033		
SL (R230)									
280 (230.454)	170	231	2996	2008	2012	M 272.949	805033		
300 (230.454)	170	231	2996	2009	2012	M 272.949	805033		
350 (230.456)	200	272	3498	2006	2012	M 272.966	805033		
350 (230.458)	232	316	3498	2008	2012	M 272.968	805033		
350 (230.467)	180	245	3724	2003	2012	M 112.973	805033		
500 (230.475)	225	306	4966	2001	2012	M 113.963	805033		
55 AMG (230.472)	380	517	5439	2006	2012	M 113.995	805033		
55 AMG (230.474)	350	476	5439	2001	2002	M 113.992	805033		
55 AMG Kompressor (230.474)	368	500	5439	2002	2012	M 113.992	805033		
550 (230.471)	285	388	5461	2006	2012	M 273.965	805033		

MERCEDES-BENZ

Make / Model	Kw	Cv	Cc	From	To	Engine / Cod. Motore	Part Number	Part Number	Part Number
SL (R230)									
600 (230.476)	368	500	5513	2003	2012	M 275.951	805033		
600 (230.477)	380	517	5513	2006	2012	M 275.954	805033		
63 AMG (230.470)	386	525	6208	2008	2012	M 156.981	805033		
65 AMG (230.479)	450	612	5980	2004	2012	M 275.981	805033		
65 AMG Black Series (230.479)	493	670	5980	2008	2012	M 275.983	805033		
SLK (R170)									
200 (170.435)	100	136	1998	1996	2000	M 111.946	805033		
200 Kompressor (170.444)	120	163	1998	2000	2004	M 111.958	805033		
200 Kompressor (170.445)	141	192	1998	1996	2000	M 111.943	805033		
230 Kompressor (170.447)	142	193	2295	1996	2000	M 111.973	805033		
230 Kompressor (170.449)	145	197	2295	2000	2004	M 111.983	805033		
32 AMG Kompressor (170.466)	260	354	3199	2001	2004	M 112.960	805033		
320 (170.465)	160	218	3199	2000	2004	M 112.947	805033		
SLK (R171)									
200 Kompressor (171.442)	120	163	1796	2004	2011	M 271.944	805033		
200 Kompressor (171.445)	135	184	1796	2008	2011	M 271.954	805033		
280 (171.454)	170	231	2996	2005	2011	M 272.942	805033		
300 (171.454)	170	231	2996	2009	2011	M 272.942	805033		
350 (171.456)	200	272	3498	2004	2011	M 272.963	805033		
350 (171.458)	224	305	3498	2008	2011	M 272.969	805033		
55 AMG (171.473)	265	360	5439	2004	2011	M 113.989	805033		
SLR (R199)									
5.4 (199.376)	460	626	5439	2004		M 155.980	805033		
5.4 722 Edition	478	650	5439	2006		M 155.980	805033		
SPRINTER 3,5-t Bus (906)									
310 CDI (906.731, 906.733, 906.735)	70	95	2143	2009	2013	OM 651.955, OM 651.956	805033		
311 CDI (906.731, 906.733, 906.735)	80	109	2148	2006	2009	OM 646.985	805033		
311 CDI 4x4 (906.731, 906.733, 906.735)	80	109	2148	2008	2009	OM 646.985	805033		
313 CDI (906.731, 906.733, 906.735)	95	129	2143	2011	2016	OM 651.955	805033		
313 CDI 4x4 (906.731, 906.733, 906.735)	95	129	2143	2011	2016	OM 651.955	805033		
315 CDI (906.731, 906.733, 906.735)	110	150	2148	2006	2009	OM 646.990, OM 646.986,...	805033		
315 CDI 4x4 (906.731, 906.733, 906.735)	110	150	2148	2008	2009	OM 646.990, OM 646.986,...	805033		
316 (906.733, 906.735)	115	156	1796	2008		M 271.951	805033		
316 CDI 4x4 (906.731, 906.733, 906.735)	120	163	2143	2011		OM 651.957, OM 651.955	805033		
318 CDI (906.731, 906.733, 906.735)	135	184	2987	2008	2009	OM 642.992, OM 642.993,...	805033		
318 CDI 4x4 (906.731, 906.733, 906.735)	135	184	2987	2008	2009	OM 642.993, OM 642.986,...	805033		
319 CDI / BlueTEC (906.731, 906.733, 906.735)	140	190	2987	2009		OM 642.992, OM 642.986,...	805033		
319 CDI / BlueTEC 4x4 (906.731, 906.733, 906.735)	140	190	2987	2009		OM 642.992, OM 642.986,...	805033		
324 (906.733, 906.735)	190	258	3498	2006	2013	M 272.979	805033		
SPRINTER 3,5-t Platform/Chassis (906)									
309 CDI (906.131, 906.133, 906.135, 906.231, 906.233,...	65	88	2148	2006	2009	OM 646.984	805033		
310 CDI (906.131, 906.133, 906.135, 906.231, 906.233,...	70	95	2143	2009	2016	OM 651.955	805033		
311 CDI (906.131, 906.133, 906.135, 906.231, 906.233,...	80	109	2148	2006	2009	OM 646.985	805033		
311 CDI 4x4 (906.131, 906.133, 906.135, 906.231, 906.233,...	80	109	2148	2008	2009	OM 646.985	805033		
313 CDI (906.131, 906.133, 906.135, 906.231, 906.233,...	95	129	2143	2006	2016	OM 651.955, OM 651.956	805033		
313 CDI (906.131, 906.133, 906.135, 906.231, 906.233,...	95	129	2148	2006	2016	OM 646.986	805033		
313 CDI 4x4 (906.131, 906.133, 906.135, 906.231, 906.233,...	95	129	2143	2006	2016	OM 651.955	805033		
315 CDI (906.131, 906.133, 906.135, 906.231, 906.233,...	110	150	2148	2006	2009	OM 646.990, OM 646.986,...	805033		
315 CDI 4x4 (906.131, 906.133, 906.135, 906.231, 906.233,...	110	150	2148	2008	2009	OM 646.990, OM 646.986,...	805033		
316 (906.133, 906.135, 906.233, 906.235)	115	156	1796	2008		M 271.951	805033		
316 CDI (906.131, 906.133, 906.135, 906.231, 906.233,...	120	163	2143	2009		OM 651.957, OM 651.955	805033		
316 CDI 4x4 (906.131, 906.133, 906.135, 906.231, 906.233,...	120	163	2143	2009		OM 651.957, OM 651.955	805033		
316 NGT (906.133, 906.135, 906.233, 906.235)	115	156	1796	2008		M 271.951	805033		
318 CDI (906.131, 906.133, 906.135, 906.231, 906.233,...	135	184	2987	2006	2009	OM 642.992, OM 642.993,...	805033		
318 CDI 4x4 (906.131, 906.133, 906.135, 906.231, 906.233,...	135	184	2987	2008	2009	OM 642.993, OM 642.896,...	805033		
319 CDI / BlueTEC (906.131, 906.133, 906.135, 906.231,...	140	190	2987	2009		OM 642.896, OM 642.898,...	805033		
319 CDI / BlueTEC 4x4 (906.131, 906.133, 906.135,...	140	190	2987	2011		OM 642.992, OM 642.896,...	805033		
324 (906.133, 906.135, 906.233, 906.235, 906.132,...	190	258	3498	2006	2013	M 272.979	805033		
SPRINTER 3,5-t Van (906)									
309 CDI (906.631, 906.633, 906.635, 906.637)	65	88	2148	2006	2009	OM 646.984	805033		

MERCEDES-BENZ

Make / Model	Kw	Cv	Cc	From	To	Engine / Cod. Motore	Part Number	Part Number	Part Number
SPRINTER 3,5-t Van (906)									
310 CDI (906.631, 906.633, 906.635, 906.637)	70	95	2143	2009		OM 651.955	805033		
311 CDI (906.631, 906.633, 906.635, 906.637)	80	109	2148	2006	2009	OM 646.985	805033		
311 CDI 4x4 (906.631, 906.633, 906.635, 906.637)	80	109	2148	2008	2009	OM 646.985	805033		
313 CDI (906.631, 906.633, 906.635, 906.637)	95	129	2143	2009		OM 651.955, OM 651.940	805033		
313 CDI (906.631, 906.633, 906.635, 906.637)	95	129	2148	2006		OM 646.986	805033		
313 CDI 4x4 (906.631, 906.633, 906.635, 906.637)	95	129	2143	2009		OM 651.955	805033		
315 CDI (906.631, 906.633, 906.635, 906.637)	110	150	2148	2006	2009	OM 646.990, OM 646.986,...	805033		
315 CDI 4x4 (906.631, 906.633, 906.635, 906.637)	110	150	2148	2008	2009	OM 646.990, OM 646.986,...	805033		
316 (906.635, 906.633)	115	156	1796	2008		M 271.951	805033		
316 CDI (906.631, 906.633, 906.635, 906.637)	120	163	2143	2009		OM 651.957, OM 651.955	805033		
316 CDI 4x4 (906.631, 906.633, 906.635, 906.637)	120	163	2143	2009		OM 651.957, OM 651.955	805033		
318 CDI (906.631, 906.633, 906.635, 906.637)	135	184	2987	2006	2009	OM 642.992, OM 642.993,...	805033		
318 CDI 4x4 (906.631, 906.633, 906.635, 906.637)	135	184	2987	2008	2009	OM 642.993, OM 642.986,...	805033		
319 CDI / BlueTEC (906.631, 906.633, 906.635, 906.637)	140	190	2987	2009		OM 642.986, OM 642.896,...	805033		
319 CDI / BlueTEC 4x4 (906.631, 906.633, 906.635, ...)	140	190	2987	2009		OM 642.992, OM 642.986,...	805033		
324 (906.633, 906.635, 906.637)	190	258	3498	2006	2013	M 272.979	805033		
SPRINTER 3-t Bus (903)									
308 CDI	60	82	2148	2000	2006	OM 611.987	805033		
308 D	58	79	2299	1995	2000	OM 601.943	805033		
308 E (903.372)	40	54	0	1996	2006		805033		
310 D (903.371, 903.372, 903.373)	75	102	2874	1997	1999	OM 602.980	805033		
310 D 4x4	75	102	2874	1997	2002	OM 602.980	805033		
311 CDI	80	109	2148	2000	2006	OM 611.981	805033		
311 CDI 4x4	80	109	2148	2002	2006	OM 611.981	805033		
312 D 2.9	90	122	2874	1995	2000	OM 602.980	805033		
312 D 2.9 4x4	90	122	2874	1997	2002	OM 602.980	805033		
313 CDI	95	129	2148	2000	2006	OM 611.981	805033		
313 CDI 4x4	95	129	2148	2002	2006	OM 611.981	805033		
314 (903.071, 903.072, 903.073, 903.671, 903.672, ...)	105	143	2295	1995	2006	M 111.979, M 111.984	805033		
314 4x4	105	143	2295	2002	2006	M 111.984	805033		
314 NGT	95	129	2295	1995	2006	M 111.979, M 111.984	805033		
316 CDI	115	156	2685	2000	2006	OM 612.981, OM 647.981	805033		
316 CDI 4x4	115	156	2685	2002	2006	OM 612.981, OM 647.981	805033		
SPRINTER 3-t Bus (906)									
210 CDI (906.711, 906.713)	70	95	2143	2009	2013	OM 651.955	805033		
211 CDI (906.711, 906.713)	80	109	2148	2006	2009	OM 646.985	805033		
215 CDI (906.711, 906.713)	110	150	2148	2006	2009	OM 646.990, OM 646.986,...	805033		
216 (906.713)	115	156	1796	2008		M 271.951	805033		
224 (906.713)	190	258	3498	2006	2013	M 272.979	805033		
SPRINTER 3-t Platform/Chassis (903)									
308 CDI	60	82	2148	2000	2006	OM 611.987	805033		
308 D 2.3	58	79	2299	1995	2000	OM 601.943	805033		
308 D 2.3	60	82	2299	1996	2000	OM 601.943	805033		
310 D 2.9	75	102	2874	1997	2000	OM 602.980	805033		
311 CDI	80	109	2148	2000	2006	OM 611.981	805033		
311 CDI 4x4	80	109	2148	2002	2006	OM 611.981	805033		
312 D 2.9	90	122	2874	1995	2000	OM 602.980	805033		
313 CDI	95	129	2148	2000	2006	OM 611.981	805033		
313 CDI 4x4	95	129	2148	2002	2006	OM 611.981	805033		
314 (903.011, 903.012, 903.013, 903.022, 903.611, ...)	105	143	2295	1995	2006	M 111.979, M 111.984	805033		
314 4x4	105	143	2295	2002	2006	M 111.984	805033		
314 NGT (903.611, 903.612)	95	129	2295	1995	2006	M 111.979, M 111.984	805033		
316 CDI	115	156	2685	2000	2006	OM 612.981, OM 647.981	805033		
316 CDI 4x4	115	156	2685	2002	2006	OM 612.981, OM 647.981	805033		
SPRINTER 3-t Platform/Chassis (906)									
209 CDI (906.111, 906.113, 906.211, 906.213)	65	88	2148	2006	2009	OM 646.984	805033		
210 CDI (906.111, 906.113, 906.211, 906.213)	70	95	2143	2009	2016	OM 651.955	805033		
211 CDI (906.111, 906.113, 906.211, 906.213)	80	109	2148	2006	2009	OM 646.985	805033		
213 CDI (906.111, 906.113, 906.211, 906.213)	95	129	2143	2009	2016	OM 651.957, OM 651.955	805033		

MERCEDES-BENZ

Make / Model	Kw	Cv	Cc	From	To	Engine / Cod. Motore	Part Number	Part Number	Part Number
SPRINTER 3-t Platform/Chassis (906)									
213 CDI (906.111, 906.113, 906.211, 906.213)	95	129	2148	2006	2009	OM 646.986	805033		
215 CDI (906.111, 906.113, 906.211, 906.213)	110	150	2148	2006	2009	OM 646.990, OM 646.986,...	805033		
216 (906.113, 906.213)	115	156	1796	2008	2016	M 271.951	805033		
216 CDI (906.111, 906.113, 906.211, 906.213)	120	163	2143	2009		OM 651.957	805033		
218 CDI (906.111, 906.113, 906.211, 906.213)	135	184	2987	2006	2009	OM 642.992, OM 642.993,...	805033		
219 CDI / BlueTEC (906.111, 906.113, 906.211, 906.213)	140	190	2987	2009	2016	OM 642.896, OM 642.992	805033		
224 (906.113, 906.213)	190	258	3498	2006	2013	M 272.979	805033		
SPRINTER 3-t Van (903)									
308 CDI	60	82	2148	2000	2006	OM 611.987	805033		
308 D 2.3	58	79	2299	1995	2000	OM 601.943	805033		
308 D 2.3	60	82	2299	1995	2000	OM 601.943	805033		
310 D 2.9	75	102	2874	1995	2000	OM 602.980	805033		
311 CDI	80	109	2148	2000	2006	OM 611.981	805033		
311 CDI 4x4	80	109	2148	2002	2006	OM 611.981	805033		
312 D 2.9	90	122	2874	1995	2000	OM 602.980	805033		
312 D 2.9 4x4	90	122	2874	1997	2002	OM 602.980	805033		
313 CDI	95	129	2148	2000	2006	OM 611.981	805033		
313 CDI 4x4	95	129	2148	2002	2006	OM 611.981	805033		
314	105	143	2295	1995	2006	M 111.979, M 111.984	805033		
314 4x4	105	143	2295	2002	2006	M 111.984	805033		
314 NGT (903.661)	95	129	2295	1995	2006	M 111.979, M 111.984	805033		
316 CDI	115	156	2685	2000	2006	OM 612.981, OM 647.981	805033		
316 CDI 4x4	115	156	2685	2001	2006	OM 612.981, OM 647.981	805033		
SPRINTER 3-t Van (906)									
209 CDI (906.611, 906.613)	65	88	2148	2006	2009	OM 646.984	805033		
210 CDI (906.611, 906.613)	70	95	2143	2009		OM 651.955	805033		
211 CDI (906.611, 906.613)	80	109	2148	2006	2009	OM 646.985	805033		
213 CDI (906.611, 906.613)	95	129	2148	2006	2009	OM 646.986	805033		
215 CDI (906.611, 906.613)	110	150	2148	2006	2009	OM 646.990, OM 646.986,...	805033		
216 (906.613)	115	156	1796	2008		M 271.951	805033		
216 CDI (906.611, 906.613)	120	163	2143	2009		OM 651.957, OM 651.955	805033		
218 CDI (906.611, 906.613)	135	184	2987	2006	2009	OM 642.992, OM 642.896	805033		
219 CDI / BlueTEC (906.611, 906.613)	140	190	2987	2009		OM 642.896, OM 642.992	805033		
224 (906.613)	190	258	3498	2006		M 272.979	805033		
SPRINTER 4,6-t Platform/Chassis (906)									
415 CDI (906.153, 906.155, 906.253, 906.255)	110	150	2148	2006	2009	OM 646.990, OM 646.986,...	805033		
416 CDI (906.153, 906.155, 906.253, 906.255)	120	163	2143	2009		OM 651.957, OM 651.955	805033		
418 CDI (906.153, 906.155, 906.253, 906.255)	135	184	2987	2006	2009	OM 642.993, OM 642.986,...	805033		
419 CDI (906.153, 906.155, 906.253, 906.255)	140	190	2987	2009		OM 642.986, OM 642.896,...	805033		
424 (906.153, 906.155, 906.253, 906.255)	190	258	3498	2006	2013	M 272.979	805033		
SPRINTER 4,6-t Van (906)									
416 CDI (906.653, 906.655, 906.657)	120	163	2143	2009		OM 651.957, OM 651.955	805033		
419 CDI (906.653, 906.655, 906.657)	140	190	2987	2009		OM 642.896, OM 642.992	805033		
424 (906.655, 906.657, 906.653)	190	258	3498	2006	2013	M 272.979	805033		
SPRINTER 4-t Bus (904)									
408 CDI	60	82	2148	2000	2006	OM 611.987	805033		
411 CDI	80	109	2148	2000	2006	OM 611.981	805033		
413 CDI	95	129	2148	2000	2006	OM 611.981	805033		
414	105	143	2295	1996	2006	M 111.979, M 111.984	805033		
416 CDI	115	156	2685	2000	2006	OM 612.981	805033		
SPRINTER 4-t Platform/Chassis (904)									
408 CDI	60	82	2148	2000	2006	OM 611.987	805033		
408 D	58	79	2299	1996	2006	OM 601.943	805033		
410 D	75	102	2874	1996	2006	OM 602.980	805033		
410 D 4x4	75	102	2874	1997	2006	OM 602.980	805033		
411 CDI	80	109	2148	2000	2006	OM 611.981	805033		
411 CDI 4x4	80	109	2148	2000	2006	OM 611.981	805033		
412 D	85	115	2874	1996	2006	OM 602.980	805033		
412 D	90	122	2874	1996	2006	OM 602.980	805033		

MERCEDES-BENZ

Make / Model	Kw	Cv	Cc	From	To	Engine / Cod. Motore	Part Number	Part Number	Part Number
SPRINTER 4-t Platform/Chassis (904)									
412 D 4x4	85	115	2874	1997	2006	OM 602.980	805033		
412 D 4x4	90	122	2874	1997	2006	OM 602.980	805033		
413 CDI	95	129	2148	2000	2006	OM 611.981	805033		
413 CDI 4x4	95	129	2148	2000	2006	OM 611.981	805033		
414 (904.012, 904.013, 904.612, 904.613)	105	143	2295	1995	2006	M 111.979, M 111.984	805033		
414 4x4 (904.012, 904.013, 904.612, 904.613)	105	143	2295	1997	2006	M 111.979, M 111.984	805033		
416 CDI	115	156	2685	2000	2006	OM 612.981, OM 647.981	805033		
416 CDI 4x4	115	156	2685	2000	2006	OM 612.981, OM 647.981	805033		
SPRINTER 4-t Van (904)									
408 CDI	60	82	2148	2000	2006	OM 611.987	805033		
408 D	58	79	2299	1996	2006	OM 601.943	805033		
410 D	75	102	2874	1996	2006	OM 602.980	805033		
410 D 4x4	75	102	2874	1997	2006	OM 602.980	805033		
411 CDI	80	109	2148	2000	2006	OM 611.981	805033		
411 CDI 4x4	80	109	2148	2000	2006	OM 611.981	805033		
412 D	85	115	2874	1996	2006	OM 602.980	805033		
412 D	90	122	2874	1996	2006	OM 602.980	805033		
412 D 4x4	85	115	2874	1997	2006	OM 602.980	805033		
412 D 4x4	90	122	2874	1997	2006	OM 602.980	805033		
413 CDI	95	129	2148	2000	2006	OM 611.981	805033		
413 CDI 4x4	95	129	2148	2000	2006	OM 611.981	805033		
414 (904.062, 904.063, 904.662, 904.663)	105	143	2295	1996	2006	M 111.979, M 111.984	805033		
414 4x4 (904.062, 904.063, 904.662, 904.663)	105	143	2295	1997	2006	M 111.979, M 111.984	805033		
416 CDI	115	156	2685	2000	2006	OM 612.981, OM 647.981	805033		
416 CDI 4x4	115	156	2685	2000	2006	OM 612.981, OM 647.981	805033		
SPRINTER 5-t Platform/Chassis (906)									
509 CDI (906.153, 906.155, 906.253, 906.255)	65	88	2148	2006	2009	OM 646.984	805033		
510 CDI (906.153, 906.155, 906.253, 906.255)	70	95	2143	2009		OM 651.955	805033		
511 CDI (906.153, 906.155, 906.253, 906.255)	80	109	2148	2006	2009	OM 646.985	805033		
513 CDI (906.155, 906.253, 906.255)	95	129	2148	2006	2016	OM 646.986	805033		
513 CDI 4x4 (906.155, 906.253, 906.255)	95	129	2143	2011	2016	OM 651.957, OM 651.955	805033		
515 CDI (906.153, 906.155, 906.253, 906.255)	110	150	2148	2006	2009	OM 646.990, OM 646.986,...	805033		
516 (906.153, 906.155, 906.253, 906.255)	115	156	1796	2008		M 271.951	805033		
516 CDI (906.153, 906.155, 906.253, 906.255)	120	163	2143	2009		OM 651.957, OM 651.955	805033		
516 CDI 4x4 (906.153, 906.155, 906.255)	120	163	2143	2011		OM 651.957, OM 651.955	805033		
516 NGT (906.153, 906.155, 906.253, 906.255)	115	156	1796	2008		M 271.951	805033		
518 CDI (906.153, 906.155, 906.253, 906.255)	135	184	2987	2006	2009	OM 642.992, OM 642.993,...	805033		
519 CDI / BlueTEC (906.153, 906.155, 906.253, 906.255)	140	190	2987	2009		OM 642.986, OM 642.896,...	805033		
524 (906.153, 906.155, 906.253, 906.255)	190	258	3498	2006	2013	M 272.979	805033		
SPRINTER 5-t Van (906)									
509 CDI (906.653, 906.655, 906.657)	65	88	2148	2006	2009	OM 646.984	805033		
510 CDI (906.653, 906.655, 906.657)	70	95	2143	2009	2016	OM 651.955	805033		
511 CDI (906.653, 906.655, 906.657)	80	109	2148	2006	2009	OM 646.985	805033		
513 CDI (906.653, 906.655, 906.657)	95	129	2148	2006		OM 646.986	805033		
515 CDI (906.653, 906.655, 906.657)	110	150	2148	2006	2009	OM 646.990, OM 646.986,...	805033		
516 CDI (906.653, 906.655, 906.657)	120	163	2143	2009		OM 651.957, OM 651.955	805033		
518 CDI (906.653, 906.655, 906.657)	135	184	2987	2006	2009	OM 642.992, OM 642.993,...	805033		
519 CDI / BlueTEC (906.653, 906.655, 906.657)	140	190	2987	2009		OM 642.986, OM 642.896,...	805033		
524 (906.653, 906.655, 906.657)	190	258	3498	2006	2013	M 272.979	805033		
VIANO (W639)									
3,0 (639.711, 639.811)	140	190	3199	2003		M 112.951	805033		
3,2 (639.713, 639.813, 639.815)	160	218	3199	2003		M 112.951	805033		
3,5 (639.811, 639.813, 639.815)	190	258	3498	2007		M 272.978	805033		
3,7 (639.815)	170	231	3724	2004		M 112.976	805033		
CDI 2.0 (639.711, 639.713, 639.811, 639.813, 639.815)	80	109	2148	2003		OM 646.982	805033		
CDI 2.0 (639.711, 639.713, 639.811, 639.813, 639.815)	85	116	2148	2005		OM 646.982	805033		
CDI 2.0 (639.811, 639.813, 639.815)	100	136	2143	2010		OM 651.940	805033		
CDI 2.0 4-matic (639.713)	80	109	2148	2005		OM 646.982	805033		
CDI 2.0 4-matic (639.811, 639.813, 639.815)	100	136	2143	2010		OM 651.940	805033		

MERCEDES-BENZ

Make / Model	Kw	Cv	Cc	From	To	Engine / Cod. Motore	Part Number	Part Number	Part Number
VIANO (W639)									
CDI 2.2 (639.711, 639.713, 639.811, 639.813, 639.815)	110	150	2148	2003		OM 646.982, OM 646.980	805033		
CDI 2.2 (639.811, 639.813, 639.815)	120	163	2143	2010		OM 651.940	805033		
CDI 2.2 4-matic (639.711, 639.713, 639.811, 639.813,...	110	150	2148	2005		OM 646.982	805033		
CDI 2.2 4-matic (639.811, 639.813, 639.815)	120	163	2143	2010		OM 651.940	805033		
CDI 3.0 (639.811, 639.813, 639.815)	150	204	2987	2006		OM 642.990	805033		
CDI 3.0 (639.811, 639.813, 639.815)	165	224	2987	2010		OM 642.890	805033		
VITO / MIXTO Van (W639)									
109 CDI (639.601, 639.603, 639.605)	65	88	2148	2003		OM 646.983	805033		
109 CDI (639.601, 639.603, 639.605)	70	95	2148	2006		OM 646.981, OM 646.980	805033		
110 CDI (639.601, 639.603, 639.605)	70	95	2143	2010		OM 651.940	805033		
111 CDI (639.601, 639.603)	85	116	2148	2007		OM 646.982, OM 646.980	805033		
111 CDI (639.601, 639.603, 639.605)	80	109	2148	2003		OM 646.982	805033		
111 CDI 4x4 (639.601, 639.603, 639.605)	80	109	2148	2007		OM 646.982	805033		
113 CDI (639.601, 639.603, 639.605)	100	136	2143	2010		OM 651.940	805033		
115 CDI (639.601, 639.603, 639.605)	110	150	2148	2003		OM 646.982, OM 646.980	805033		
115 CDI 4x4 (639.601, 639.603, 639.605)	110	150	2148	2006		OM 646.982	805033		
116 CDI (639.601, 639.603, 639.605)	120	163	2143	2010		OM 651.940	805033		
119 (639.601, 639.603, 639.605)	140	190	3199	2003		M 112.951	805033		
120 CDI (639.601, 639.603, 639.605)	150	204	2987	2006		OM 642.990	805033		
122 (639.601, 639.603, 639.605)	160	218	3199	2003		M 112.951	805033		
122 CDI (639.601, 639.603, 639.605)	165	224	2987	2010		OM 642.890	805033		
123 (639.601)	170	231	3724	2004	2008	M 112.976	805033		
126 (639.601, 639.603, 639.605)	190	258	3498	2007		M 272.978	805033		

OPEL

Make / Model	Kw	Cv	Cc	From	To	Engine / Cod. Motore	Part Number	Part Number	Part Number
ASTRA H (A04)									
1.2 (L48)	59	80	1229	2005	2010	Z 12 XEP	805001	805019	
1.3 CDTI (L48)	66	90	1248	2005	2010	Z 13 DTH	805001	805019	805020
1.4 (L48)	55	75	1364	2004	2004	Z 14 XEL	805001		
1.4 (L48)	66	90	1364	2004	2010	Z 14 XEP	805001	805019	
1.4 LPG (L48)	66	90	1364	2009	2010	Z 14 XEP	805001	805019	
1.6 (L48)	77	105	1598	2004	2010	Z 16 XEP, Z 16 XE1	805001	805019	805021
1.6 (L48)	85	116	1598	2006	2014	A 16 XER, Z 16 XER	805001	805019	805021
1.6 Turbo (L48)	132	180	1598	2007	2010	Z 16 LET, A 16 LET	805001	805019	
1.7 CDTI (L48)	59	80	1686	2004	2010	Z 17 DTL	805001	805019	805020
1.7 CDTI (L48)	74	100	1686	2004	2010	Z 17 DTH	805001	805019	805020
1.7 CDTI (L48)	81	110	1686	2007	2014	A 17 DTJ, Z 17 DTJ	805001	805019	805020
1.7 CDTI (L48)	92	125	1686	2007	2014	Z 17 DTR, A 17 DTR	805001	805019	805020
1.8 (L48)	92	125	1796	2004	2010	Z 18 XE	805001	805019	
1.8 (L48)	103	140	1796	2006	2010	Z 18 XER, A 18 XER	805001	805019	
1.9 CDTI (L48)	74	100	1910	2005	2010	Z 19 DTL	805001	805019	
1.9 CDTI (L48)	88	120	1910	2004	2010	Z 19 DT	805001	805019	
1.9 CDTI (L48)	110	150	1910	2004	2010	Z 19 DTH	805001	805019	
1.9 CDTI 16V (L48)	88	120	1910	2004	2010	Z 19 DTJ	805001	805019	
2.0 Turbo (L48)	125	170	1998	2004	2010	Z 20 LEL	805001	805019	
2.0 Turbo (L48)	147	200	1998	2004	2010	Z 20 LER	805001	805019	
2.0 Turbo (L48)	177	240	1998	2005	2010	Z 20 LEH	805001	805019	
ASTRA H Estate (A04)									
1.3 CDTI (L35)	66	90	1248	2005	2010	Z 13 DTH	805001	805019	
1.4 (L35)	55	75	1364	2004	2010	Z 14 XEL	805001	805019	
1.4 (L35)	66	90	1364	2004	2010	Z 14 XEP	805001	805019	
1.4 LPG (L35)	66	90	1364	2009	2010	Z 14 XEP	805001		
1.6 (L35)	77	105	1598	2004	2010	Z 16 XEP, Z 16 XE1	805001	805019	805021
1.6 (L35)	85	116	1598	2006	2014	A 16 XER, Z 16 XER	805001	805019	805021
1.6 LPG (L35)	85	116	1598	2009	2010	Z 16 XER	805001		
1.6 Turbo (L35)	132	180	1598	2007	2010	Z 16 LET, A 16 LET	805001	805019	
1.7 CDTI (L35)	59	80	1686	2004	2010	Z 17 DTL	805001	805019	

OPEL									
Make / Model	Kw	Cv	Cc	From	To	Engine / Cod. Motore	Part Number	Part Number	Part Number
ASTRA H Estate (A04)									
1.7 CDTi (L35)	74	101	1686	2004	2010	Z 17 DTH	805001	805019	805020
1.7 CDTi (L35)	81	110	1686	2007	2014	A 17 DTJ, Z 17 DTJ	805001	805019	
1.7 CDTi (L35)	92	125	1686	2007	2014	Z 17 DTR, A 17 DTR	805001	805019	805020
1.8 (L35)	92	125	1796	2004	2010	Z 18 XE	805001	805019	
1.8 (L35)	103	140	1796	2005	2014	Z 18 XER, A 18 XER	805001	805019	
1.9 CDTi (L35)	74	100	1910	2005	2010	Z 19 DTL	805001	805019	
1.9 CDTi (L35)	88	120	1910	2005	2010	Z 19 DT	805001	805019	
1.9 CDTi (L35)	110	150	1910	2004	2010	Z 19 DTH	805001	805019	
1.9 CDTi 16V (L35)	88	120	1910	2004	2010	Z 19 DTJ	805001	805019	
2.0 Turbo (L35)	125	170	1998	2004	2010	Z 20 LEL	805001	805019	
2.0 Turbo (L35)	147	200	1998	2004	2010	Z 20 LER	805001	805019	
ASTRA H Estate Van (L70)									
1.3 CDTi (L70)	66	90	1248	2005	2010	Z 13 DTH	805001	805019	
1.6 EcoTec (L70)	76	103	1598	2004	2004	Z 16 XEP	805001	805021	
1.7 CDTi (L70)	74	101	1686	2004	2010	Z 17 DTH	805001	805019	805020
1.7 CDTi (L70)	81	110	1686	2007	2010	A 17 DTJ, Z 17 DTJ	805001	805019	
1.7 CDTi (L70)	92	125	1686	2011	2013	Z 17 DTR, A 17 DTR	805001	805019	805020
1.9 CDTi (L70)	88	120	1910	2005	2010	Z 19 DT	805001	805019	
1.9 CDTi (L70)	110	150	1910	2004	2010	Z 19 DTH	805001	805019	
1.9 CDTi 16V (L70)	88	120	1910	2004	2010	Z 19 DTJ	805001	805019	
ASTRA H GTC (A04)									
1.3 CDTi (L08)	66	90	1248	2005	2010	Z 13 DTH	805001	805019	
1.4 (L08)	55	75	1364	2005	2010	Z 14 XEL	805001	805019	
1.4 (L08)	66	90	1364	2005	2010	Z 14 XEP	805001	805019	
1.6 (L08)	77	105	1598	2005	2010	Z 16 XEP, Z 16 XE1	805001	805019	805021
1.6 (L08)	85	116	1598	2006	2010	Z 16 XER	805001	805019	
1.6 Turbo (L08)	132	180	1598	2007	2010	Z 16 LET, A 16 LET	805001	805019	
1.7 CDTi (L08)	59	80	1686	2005	2010	Z 17 DTL	805001	805019	
1.7 CDTi (L08)	74	101	1686	2005	2010	Z 17 DTH	805001	805019	805020
1.7 CDTi (L08)	81	110	1686	2007	2010	A 17 DTJ, Z 17 DTJ	805001	805019	
1.7 CDTi (L08)	92	125	1686	2007	2010	Z 17 DTR, A 17 DTR	805001	805019	805020
1.8 (L08)	92	125	1796	2005	2010	Z 18 XE	805001	805019	
1.8 (L08)	103	140	1796	2006	2010	Z 18 XER	805001	805019	
1.9 CDTi (L08)	74	101	1910	2006	2010	Z 19 DTL	805001	805019	
1.9 CDTi (L08)	88	120	1910	2005	2010	Z 19 DT	805001	805019	
1.9 CDTi (L08)	110	150	1910	2005	2010	Z 19 DTH	805001	805019	
1.9 CDTi 16V (L08)	88	120	1910	2005	2010	Z 19 DTJ	805001	805019	
2.0 Turbo (L08)	125	170	1998	2005	2010	Z 20 LEL	805001	805019	
2.0 Turbo (L08)	147	200	1998	2005	2010	Z 20 LER	805001	805019	
2.0 Turbo (L08)	177	240	1998	2005	2010	Z 20 LEH	805001	805019	
ASTRA H Saloon (A04)									
1.3 CDTi (L69)	66	90	1248	2007	2010	Z 13 DTH	805001	805019	
1.6 (L69)	85	116	1598	2007	2014	Z 16 XER	805001	805019	
1.7 CDTi (L69)	74	101	1686	2007	2010	Z 17 DTH	805001	805019	805020
1.7 CDTi (L69)	81	110	1686	2007	2014	Z 17 DTJ	805001	805019	
1.8 (L69)	103	140	1796	2007	2012	Z 18 XER, A 18 XER	805001	805019	
ASTRA H TwinTop (A04)									
1.6 (L67)	77	105	1598	2005	2010	Z 16 XEP, Z 16 XE1	805001	805019	805021
1.6 (L67)	85	116	1598	2006	2010	Z 16 XER	805001	805019	
1.6 Turbo (L67)	132	180	1598	2007	2010	Z 16 LET, A 16 LET	805001	805019	
1.8 (L67)	92	125	1796	2005	2010	Z 18 XE	805001	805019	
1.8 (L67)	103	140	1796	2005	2010	Z 18 XER, A 18 XER	805001	805019	
1.9 CDTi (L67)	110	150	1910	2005	2010	Z 19 DTH	805001	805019	
2.0 Turbo (L67)	125	170	1998	2005	2010	Z 20 LEL	805001	805019	
2.0 Turbo (L67)	147	200	1998	2005	2010	Z 20 LER	805001	805019	
COMBO Box Body/MPV									
1.7 CDTi 16V	74	101	1686	2004		Z 17 DTH	805020		
COMBO Tour									
1.7 CDTi 16V	74	101	1686	2004	2011	Z 17 DTH	805020		

OPEL									
Make / Model	Kw	Cv	Cc	From	To	Engine / Cod. Motore	Part Number	Part Number	Part Number
CORSA C (X01)									
1.0 (F08, F68)	44	60	998	2003	2009	Z 10 XEP	805001	805019	
1.2 (F08, F68)	55	75	1199	2000	2009	Z 12 XE	805001	805019	
1.2 Twinport (F08, F68)	59	80	1229	2004	2009	Z 12 XEP	805001	805019	
1.3 CDTI (F08, F68)	51	70	1248	2003	2009	Z 13 DT, Y 13 DT	805001	805019	805020
1.4 (F08, F68)	66	90	1389	2000	2009	Z 14 XE	805001	805019	
1.4 Twinport (F08, F68)	66	90	1364	2003	2009	Z 14 XEP	805001	805019	
1.7 CDTI (F08, F68)	74	100	1686	2003	2009	Z 17 DTH	805001	805019	805020
1.7 DI (F08, F68)	48	65	1686	2000	2009	Y 17 DTL	805001	805019	805020
1.7 DTI (F08, F68)	55	75	1686	2000	2009	Y 17 DT	805001	805019	805020
1.8 (F08, F68)	92	125	1796	2000	2009	Z 18 XE	805001	805019	
CORSA C Hatchback Van (X01)									
1.7 CDTi (F08, W5L)	74	101	1686	2003	2012	Z 17 DTH		805020	
CORSA D (S07)									
1.0 (L08, L68)	44	60	998	2006	2010	Z 10 XEP	805001		
1.0 (L08, L68)	48	65	998	2009	2014	A 10 XEP	805001		
1.2 (L08, L68)	51	69	1229	2009	2014	A 12 XEL	805001		
1.2 (L08, L68)	59	80	1229	2006	2014	Z 12 XEP	805001		
1.2 (L08, L68)	63	86	1229	2009	2014	A 12 XER	805001		
1.2 LPG (L08, L68)	55	75	1229	2009	2011	Z 12 XEP	805001		
1.2 LPG (L08, L68)	59	80	1229	2006	2014	Z 12 XEP	805001		
1.2 LPG (L08, L68)	61	83	1229	2011	2014	A 12 XER	805001		
1.2 LPG (L08, L68)	63	86	1229	2011	2014	A 12 XER	805001		
1.3 CDTI (L08, L68)	55	75	1248	2006	2014	Z 13 DTJ, A 13 DTC	805001	805020	
1.3 CDTI (L08, L68)	66	90	1248	2006	2011	Z 13 DTH	805001	805020	
1.3 CDTI (L08, L68)	70	95	1248	2009	2014	A 13 DTE, Z 13 DTE, A 1...	805001	805020	
1.4 (L08, L68)	64	87	1398	2009	2014	A 14 XEL	805001		
1.4 (L08, L68)	74	100	1398	2009	2014	A 14 XER	805001		
1.4 (L08, L68)	88	120	1364	2012	2014	A 14 NEL	805001		
1.4 LPG (L08, L68)	64	87	1398	2009	2014	A 14 XEL	805001		
1.4 LPG (L08, L68)	66	90	1364	2006	2011	Z 14 XEP	805001		
1.6 Turbo (L08, L68)	110	150	1598	2007	2014	A 16 LEL, Z 16 LEL	805001		
1.6 Turbo (L08, L68)	141	192	1598	2006	2014	B 16 LER, A 16 LER, Z 1...	805001		
1.6 Turbo (L08, L68)	155	211	1598	2011	2014	A 16 LES	805001		
1.7 CDTI (L08, L68)	92	125	1686	2006	2011	Z 17 DTR	805001	805020	
1.7 CDTI (L08, L68)	96	130	1686	2009	2014	A 17 DTS	805001	805020	
MERIVA A MPV (X03)									
1.3 CDTI (E75)	51	69	1248	2005	2010	Z 13 DT, Y 13 DT	805001		
1.3 CDTI (E75)	55	75	1248	2003	2010	Z 13 DTJ	805001		
1.4 16V Twinport (E75)	66	90	1364	2004	2010	Z 14 XEP	805001		
1.4 16V Twinport LPG (E75)	66	90	1364	2004	2010	Z 14 XEP	805001		
1.6 (E75)	64	87	1598	2003	2010	Z 16 SE	805001		
1.6 (E75)	77	105	1598	2006	2010	Z 16 XEP	805001	805021	
1.6 16V (E75)	74	100	1598	2003	2006	Z 16 XE	805001		
1.6 Turbo (E75)	132	180	1598	2005	2010	Z 16 LET	805001		
1.7 CDTI (E75)	74	100	1686	2003	2010	Z 17 DTH, Z 17 DT	805001	805020	
1.7 CDTI (E75)	92	125	1686	2006	2010	Z 17 DTR	805001	805020	
1.7 DTI (E75)	55	75	1686	2003	2010	Y 17 DT	805001		
1.8 (E75)	92	125	1796	2003	2010	Z 18 XE	805001		
ZAFIRA / ZAFIRA FAMILY B (A05)									
1.6 (M75)	77	105	1598	2005	2012	Z 16 XEP, Z 16 XE1	805001	805019	805021
1.6 (M75)	85	115	1598	2008	2015	A 16 XER, Z 16 XER	805001	805019	
1.6 CNG (M75)	69	94	1598	2005	2015	Z 16 YNG	805001	805019	
1.6 CNG Turbo (M75)	110	150	1598	2010	2015	Z 16 XNT, A 16 XNT	805001	805019	
1.7 CDTI (M75)	81	110	1686	2008	2015	A 17 DTJ, Z 17 DTJ	805001	805019	
1.7 CDTI (M75)	92	125	1686	2008	2015	A 17 DTR	805001	805019	805020
1.8 (M75)	88	120	1796	2013	2015	A 18 XEL	805001	805019	
1.8 (M75)	103	140	1796	2005	2015	Z 18 XER, A 18 XER	805001	805019	805020
1.9 CDTI (M75)	74	100	1910	2005	2010	Z 19 DTL	805001	805019	
1.9 CDTI (M75)	88	120	1910	2005	2015	Z 19 DT	805001	805019	

OPEL									
Make / Model	Kw	Cv	Cc	From	To	Engine / Cod. Motore	Part Number	Part Number	Part Number
ZAFIRA / ZAFIRA FAMILY B (A05)									
1.9 CDTI (M75)	110	150	1910	2005	2015	Z 19 DTH	805001	805019	
2.0 (M75)	147	200	1998	2005	2010	Z 20 LER	805001	805019	
2.0 (M75)	177	241	1998	2006	2010	Z 20 LEH	805001	805019	
2.2 (M75)	110	150	2198	2005	2012	Z 22 YH	805001	805019	
ZAFIRA B Box Body/MPV (A05)									
1.7 CDTI VAN (M75)	92	125	1686	2008	2015	A 17 DTR	805020		
1.8 VAN (M75)	103	140	1796	2005	2015	Z 18 XER, A 18 XER	805020		
PEUGEOT									
Make / Model	Kw	Cv	Cc	From	To	Engine / Cod. Motore	Part Number	Part Number	Part Number
1007 (KM _)									
1.4	54	75	1360	2005		KFV (TU3A), KFV (TU3JP)	805003	805004	805014
1.6 16V	80	109	1587	2005		NFU (TU5JP4)	805003	805004	805014
2008 I (CU _)									
1.6 HDi	68	92	1560	2013		9HP (DV6DTEd)	805039	805040	
207 (WA_, WC_)									
1.4 16V	65	88	1360	2006	2013	KFU (ET3J4)	805003	805004	805014
1.6 16V	80	109	1587	2006	2013	NFU (TU5JP4)	805003	805004	805014
208 I (CA_, CC_)									
1.4 HDi	50	68	1398	2012		8HP (DV4C), 8HR (DV4C)	805004	805014	
1.6 HDi	68	92	1560	2012		9HJ (DV6DTEdM), 9HP (DV...	805039	805040	
1.6 HDi	69	94	1560	2016		9HP (DV6DTEd)	805039	805040	
3008 MPV (OU _)									
1.6 HDi	80	109	1560	2009	2016	9HZ (DV6TEd4)	805048		
1.6 HDi	82	112	1560	2009	2016	9HR (DV6C)	805048		
1.6 HDi 115 / BlueHDi 115	85	116	1560	2013	2016	BHX (DV6FC), 9HC (DV6C)	805039		
2.0 HDi	120	163	1997	2009	2016	RHH (DW10CTEd4)	805039		
2.0 HDi 150 / BlueHDi 150	110	150	1997	2009	2016	AHX (DW10FD), RHE (DW10...	805048		
2.0 HDi Hybrid4	120	163	1997	2011	2016	RHC (DW10CTEd4)	805039		
308 I (4A_, 4C_)									
1.6 HDi	80	109	1560	2007	2014	9HZ (DV6TEd4)	805039		
1.6 HDi	82	112	1560	2009	2014	9HR (DV6C)	805039		
308 II (LB_, LP_, LW_, LH_, L3_)									
1.6 BlueHDi 120	88	120	1560	2013		BHZ (DV6FC)	805048		
1.6 HDi	68	92	1560	2013		9HP (DV6DTEd)	805048		
1.6 HDi / BlueHDi 115	85	115	1560	2013		BHZ (DV6FC), 9HC (DV6C)	805048		
1.6 HDi 100	73	99	1560	2014		BHY (DV6FD)	805048		
2.0 BlueHDi 150	110	150	1997	2013		AHX (DW10FCD), AHX (DW1...	805048		
5008 (OU_, OE_)									
1.6 BlueHDi 120	88	120	1560	2014	2017	BHZ (DV6FC)	805039		
1.6 HDi	80	110	1560	2009	2017	9HZ (DV6TEd4)	805039	805048	
1.6 HDi	82	112	1560	2010	2017	9HR (DV6C)	805039	805048	
1.6 HDi	84	114	1560	2013	2017	9HD (DV6C)	805048		
2.0 HDi	120	163	1997	2009	2017	RHH (DW10CTEd4)	805048		
2.0 HDi 136 / BlueHDi 136	100	136	1997	2012	2017	RHD (DW10CTEd4), AHV (D...	805048		
2.0 HDi 150 / BlueHDi 150	110	150	1997	2009	2017	AHX (DW10FD), RHE (DW10...	805048		
508 I (8D_)									
1.6 BlueHDi 120	88	120	1560	2014	2018	BHZ (DV6FC)	805039		
1.6 HDi	82	112	1560	2010	2018	9HR (DV6C), 9HL (DV6C)	805039		
1.6 HDi	85	116	1560	2014	2018	BHX (DV6FC)	805039		
1.6 VTi	88	120	1598	2010	2018	5FS (EP6C)	805039		
2.0 HDi	120	163	1997	2010	2018	RHH (DW10CTEd4)	805039		
508 SW I (8E_)									
1.6 HDi	82	112	1560	2010	2018	9HR (DV6C), 9HL (DV6C)	805039		
1.6 HDi	85	116	1560	2014	2018	BHX (DV6FC)	805039		
1.6 VTi	85	116	1598	2010	2018	5FH (EP6C)	805039		
1.6 VTi	88	120	1598	2010	2018	5FS (EP6C)	805039		
2.0 HDi	120	163	1997	2010	2018	RHH (DW10CTEd4)	805039		
BIPPER (AA_)									
1.3 HDi 75	55	75	1248	2010		FHZ (F13DTE5)	805004	805014	

PEUGEOT									
Make / Model	Kw	Cv	Cc	From	To	Engine / Cod. Motore	Part Number	Part Number	Part Number
BIPPER (AA_)									
1.4 HDi	50	68	1398	2008		8HS (DV4TED)	805004	805014	
BIPPER TEPEE									
1.3 HDi 75	55	75	1248	2010		FHZ (F13DTE5)	805004	805014	
1.4 HDi	50	68	1398	2008		8HS (DV4TED)	805004	805014	
PARTNER Box Body/MPV									
1.6 BlueHDi 100	73	100	1560	2015		BHY (DV6FD)	805039		
1.6 BlueHDi 120	88	120	1560	2015		BHZ (DV6FC)	805039		
1.6 HDi	66	90	1560	2011		9HF (DV6DTED)	805039		
1.6 HDi	84	114	1560	2013		9HL (DV6C)	805039		
1.6 HDi / BlueHDi 75	55	75	1560	2011		9HK (DV6ETEDM), 9HN (DV...	805039		
1.6 HDi 16V	66	90	1560	2008		9HX (DV6AUTED4), 9HS (D...	805039		
1.6 HDi 90	68	92	1560	2010		9HJ (DV6DTEDM), 9HP (DV...	805039		
PARTNER Box Body/MPV (5_, G_)									
1.6 HDi 75	55	75	1560	2005	2008	9HW (DV6BTED4)	805039		
PARTNER MPV (5_, G_)									
1.6 16V	80	109	1587	2001	2008	NFU (TU5JP4)	805039		
1.6 HDi 75	55	75	1560	2005	2008	9HW (DV6BTED4)	805039		
PARTNER Platform/Chassis									
1.6 HDi	55	75	1560	2009		9HT (DV6BTED4)	805048		
1.6 HDi	66	90	1560	2013		9HF (DV6DTED)	805039	805048	
1.6 HDi 16V	66	90	1560	2009		9HX (DV6ATED4), 9HS (DV...	805048		
PARTNER TEPEE									
1.2 THP	81	110	1199	2016		HNZ (EB2DT), HNV (EB2DTM)	805039		
1.6 BlueHDi 100	73	100	1560	2014		BHY (DV6FD)	805039		
1.6 BlueHDi 120	88	120	1560	2014		BHZ (DV6FC)	805039		
1.6 HDi	84	114	1560	2013		9HL (DV6C)	805039		
1.6 HDi / BlueHDi 75	55	75	1560	2008	2018	9HK (DV6ETEDM), 9HN (DV...	805039		
1.6 HDi 90	68	92	1560	2010		9HJ (DV6DTEDM), 9HP (DV...	805039		
1.6 VTi	72	98	1598	2010		5FK (EP6CB)	805039		
PORSCHE									
Make / Model	Kw	Cv	Cc	From	To	Engine / Cod. Motore	Part Number	Part Number	Part Number
911 (996)									
3.6 Carrera	235	320	3596	2001	2005	M 96.03	805016		
3.6 Carrera 4	235	320	3596	2001	2005	M 96.03	805016		
3.6 Carrera 4S	254	345	3596	2003	2005	M 96.03	805016		
3.6 Carrera S	254	345	3596	2003	2005	M 96.03	805016		
3.6 GT2	340	462	3600	2001	2005	M 96.70	805016		
3.6 GT2	355	483	3600	2003	2005	M 96.70	805016		
3.6 S	331	450	3600	2004	2005	M 96.70	805016		
3.6 Turbo 4	309	420	3600	2000	2005	M 96.70	805016		
3.6 Turbo 4S	331	450	3600	2003	2005	M 96.70	805016		
911 (997)									
3.6 Carrera	239	325	3596	2004	2008	M 96.05	805016		
3.6 Carrera	254	345	3614	2008	2011	MA1.02	805016		
3.6 Carrera 4	239	325	3596	2004	2008	M 96.05	805016		
3.6 Carrera 4	254	345	3614	2008	2012	MA1.02	805016		
3.6 GT 2	390	530	3600	2007	2012	M 97.70S	805016		
3.6 GT2 RS	456	620	3600	2010	2012	M 97.70	805016		
3.6 Turbo	353	480	3600	2006	2009	M 97.70	805016		
911 Convertible (996)									
3.4 Carrera 4	235	320	3387	2001	2005	M 96.02	805016		
3.6 Carrera	235	320	3596	2001	2005	M 96.03	805016		
3.6 Carrera 4	235	320	3596	2001	2005	M 96.03	805016		
3.6 Carrera 4S	254	345	3596	2002	2005	M 96.03	805016		
3.6 Carrera S	254	345	3596	2002	2005	M 96.03	805016		
3.6 Turbo 4	309	420	3600	2003	2005	M 96.70	805016		
3.6 Turbo 4S	331	450	3600	2003	2005	M 96.70	805016		

TOYOTA									
Make / Model	Kw	Cv	Cc	From	To	Engine / Cod. Motore	Part Number	Part Number	Part Number
AURIS (E15)									
1.33 Dual-WTi (NRE150_)	73	99	1329	2010	2012	1NR-FE	805006		
1.33 Dual-WTi (NRE150_)	74	101	1329	2009	2012	1NR-FE	805006		
1.4 (ZZE150_)	71	97	1398	2007	2012	4ZZ-FE	805006		
1.4 D-4D (NDE150_)	66	90	1364	2007	2012	1ND-TV	805006	805066	
1.5 (NZE151_)	81	110	1497	2006	2012	1NZ-FE	805006		
1.5 4WD (NZE154_)	77	105	1497	2009	2012	1NZ-FE	805006		
1.6 (ZRE151_)	91	124	1598	2007	2012	1ZR-FE	805006	805009	805066
1.6 (ZRE151_)	97	132	1598	2009	2012	1ZR-FAE	805006		
1.8 (ZRE152_)	106	144	1798	2009	2012	2ZR-FAE	805006		
1.8 (ZRE152_)	108	147	1798	2009	2012	2ZR-FAE	805006		
1.8 (ZRE152_, ZZE122)	100	136	1798	2006	2012	2ZR-FAE, 2ZR-FE	805006		
1.8 4WD (ZRE154_)	100	136	1798	2009	2012	2ZR-FAE	805006		
1.8 Hybrid (ZWE150_)	73	99	1798	2010	2012	2ZR-FXE	805006		
2.0 D-4D (ADE150_)	93	126	1998	2006	2012	1AD-FTV	805006		
2.2 D (ADE157_, ADE151_)	130	177	2231	2006	2012	2AD-FHV	805006		
AVENSIS (T25)									
1.8 (ZZT251_)	95	129	1794	2003	2008	1ZZ-FE	805009		
AVENSIS Estate (T25)									
1.8 (ZZT251_)	95	129	1794	2003	2008	1ZZ-FE	805009		
AVENSIS Saloon (T25)									
1.8 (ZZT251_)	95	129	1794	2003	2008	1ZZ-FE	805009		
COROLLA (E12)									
1.4 D (NDE120_)	66	90	1364	2004	2007	1ND-TV	805009	805066	
COROLLA Estate (E12)									
1.4 D4-D (NDE120_)	66	90	1364	2004	2007	1ND-TV	805009		
1.8 (ZZE122)	100	136	1794	2001	2007	1ZZ-FE	805009		
COROLLA Saloon (E12)									
1.4 D-4D (NDE120_)	66	90	1364	2004	2006	1ND-TV	805009		
1.8 (ZZE122)	96	131	1794	2001	2005	1ZZ-FE	805009		
COROLLA Saloon (E15)									
1.6 Dual WTi (ZRE141, ZRE151)	91	124	1598	2007	2014	1ZR-FE	805009		
COROLLA Verso (ZER_, ZZE12_, R1_)									
1.8 (ZNR11_)	95	129	1794	2004	2009	1ZZ-FE	805009	805066	
MR2 III (ZZW3_)									
1.8 16V VT-i (ZZW30)	103	140	1794	1999	2007	1ZZ-FE	805009		
RAV 4 II (A2)									
1.8 (ZCA25_, ZCA26_)	92	125	1794	2000	2005	1ZZ-FE	805009		
YARIS (P9)									
1.3 WT-i (SCP90_)	64	87	1298	2005	2010	2SZ-FE	805031		
1.4 D-4D (NLP90_)	66	90	1364	2005	2012	1ND-TV	805009		

VAUXHALL									
Make / Model	Kw	Cv	Cc	From	To	Engine / Cod. Motore	Part Number	Part Number	Part Number
ASTRA Mk V (H) (A04)									
1.3 CDTi (L48)	66	90	1248	2004	2009	Z 13 DTH	805019		
1.4 (L48)	66	90	1364	2004	2009	Z 14 XEP	805019		
1.6 (L48)	77	105	1598	2004	2009	Z 16 XEP, Z 16 XE1	805019		
1.6 (L48)	85	115	1598	2004	2009	A 16 XER, Z 16 XER	805019		
1.6 Turbo (L48)	132	180	1598	2006	2009	Z 16 LET, A 16 LET	805019		
1.7 CDTi (L48)	59	80	1686	2004	2009	Z 17 DTL	805019		
1.7 CDTi (L48)	74	100	1686	2004	2009	Z 17 DTH	805019		
1.7 CDTi (L48)	81	110	1686	2004	2009	A 17 DTJ, Z 17 DTJ	805019		
1.8 (L48)	92	125	1796	2004	2009	Z 18 XE	805019		
1.8 (L48)	103	140	1796	2004	2009	A 18 XER, Z 18 XER	805019		
1.9 CDTi (L48)	88	120	1910	2004	2009	Z 19 DT	805019		
1.9 CDTi (L48)	110	150	1910	2004	2009	Z 19 DTH	805019		
1.9 CDTi 16V (L48)	88	120	1910	2004	2009	Z 19 DTJ	805019		
2.0 Turbo (L48)	125	170	1998	2004	2009	Z 20 LEL	805019		
2.0 Turbo (L48)	147	200	1998	2004	2009	Z 20 LER	805019		

VAUXHALL									
Make / Model	Kw	Cv	Cc	From	To	Engine / Cod. Motore	Part Number	Part Number	Part Number
ASTRA Mk V (H) (A04)									
2.0 Turbo (L48)	177	240	1998	2004	2009	Z 20 LEH	805019		
ASTRA Mk V (H) Estate (A04)									
1.3 CDTi (L35)	66	90	1248	2004	2009	Z 13 DTH	805019		
1.4 (L35)	66	90	1364	2004	2009	Z 14 XEP	805019		
1.6 (L35)	77	105	1598	2004	2009	Z 16 XEP, Z 16 XE1	805019		
1.6 (L35)	85	115	1598	2004	2011	Z 16 XER	805019		
1.6 (L35)	132	180	1598	2004	2009	Z 16 LET, A 16 LET	805019		
1.7 CDTi (L35)	59	80	1686	2004	2009	Z 17 DTL	805019		
1.7 CDTi (L35)	74	100	1686	2004	2009	Z 17 DTH	805019		
1.7 CDTi (L35)	81	110	1686	2004	2012	A 17 DTJ, Z 17 DTJ	805019		
1.8 (L35)	92	125	1796	2004	2009	Z 18 XE	805019		
1.8 (L35)	103	140	1796	2005	2010	A 18 XER, Z 18 XER	805019		
1.9 CDTi (L35)	88	120	1910	2004	2009	Z 19 DT	805019		
1.9 CDTi (L35)	110	150	1910	2004	2009	Z 19 DTH	805019		
2.0 Turbo (L35)	125	170	1998	2004	2010	Z 20 LEL	805019		
2.0 Turbo (L35)	147	200	1998	2004	2010	Z 20 LER	805019		
ASTRA Mk V (H) Sport Hatch (A04)									
1.3 CDTi (L08)	66	90	1248	2005	2010	Z 13 DTH	805019		
1.4 i 16V (L08)	66	90	1364	2005	2010	Z 14 XEP	805019		
1.6 (L08)	77	105	1598	2005	2010	Z 16 XEP	805019		
1.6 (L08)	132	179	1598	2006	2010	Z 16 LET, A 16 LET	805019		
1.6 i 16V (L08)	85	116	1598	2006	2010	A 16 XER, Z 16 XER	805019		
1.7 CDTi (L08)	74	100	1686	2005	2010	Z 17 DTH	805019		
1.7 CDTi (L08)	81	110	1686	2007	2009	A 17 DTJ, Z 17 DTJ	805019		
1.8 (L08)	92	125	1796	2005	2010	Z 18 XE	805019		
1.8 i 16V (L08)	103	140	1796	2007	2010	A 18 XER, Z 18 XER	805019		
1.9 CDTi (L08)	74	101	1910	2005	2010	Z 19 DTL	805019		
1.9 CDTi (L08)	88	120	1910	2005	2010	Z 19 DT	805019		
1.9 CDTi (L08)	110	150	1910	2005	2010	Z 19 DTH	805019		
2.0 Turbo (L08)	125	170	1998	2005	2010	Z 20 LEL	805019		
ZAFIRA Mk II (B) (A05)									
1.6	77	105	1598	2005	2014	Z 16 XEP, Z 16 XE1	805019	805021	
1.6	85	115	1598	2007	2014	A 16 XER, Z 16 XER	805019		
1.7 CDTi	81	110	1686	2009	2014	A 17 DTJ, Z 17 DTJ	805019		
1.7 CDTi	92	125	1686	2008	2014	A 17 DTR	805019		
1.8	103	140	1796	2005	2014	A 18 XER, Z 18 XER	805019	805020	
1.9 CDTi	88	120	1910	2005	2014	Z 19 DT	805019		
1.9 CDTi	110	150	1910	2005	2014	Z 19 DTH	805019		
2.0	147	200	1998	2005	2014	Z 20 LER	805019		
2.0	176	240	1998	2006	2014	Z 20 LEH	805019		
2.2	110	150	2198	2005	2014	Z 22 YH	805019		

NOTA:

Tutte le illustrazioni, i dati, i riferimenti ed ogni altra informazione del presente catalogo sono forniti senza alcun impegno, a scopo puramente indicativo. Non si assumono pertanto responsabilità per gli eventuali errori che, nonostante la cura impiegata nella elaborazione, potessero essere sfuggiti ai controlli adottati. In qualche caso, inoltre, il prodotto può differire dall'aspetto dell'originale. I numeri di riferimento originali, dovunque mostrati, non significano che il pezzo in questione sia necessariamente originale, ma sono dati solo a scopo di riferimento. Infine MEAT&DORIA si riserva di apportare variazioni senza preavviso ovunque ciò sia ritenuto necessario.

NOTE:

All images, data, reference numbers and any other information of this catalogue are provided for illustration purposes only, without any engagement from our side. Therefore no responsibility can be assumed for any possible mistakes that, in spite of the care taken in the catalogue processing, could have escaped the adopted checks. In some cases, moreover, the product may differ from its original aspect. Original reference numbers, wherever shown, do not mean that the concerned part is necessarily a original one, but they are given for reference purpose only. Finally, MEAT&DORIA reserves itself the right of making changements without previous notice wherever this shall be deemed necessary.



M&D Group

Via Emanuele Petri, 8 • 10028 - Trofarello (TO) Italy
meat-doria@meat-doria.com • www.meat-doria.com