

KIT RIPARAZIONE POMPE IDROGUIDA STEERING PUMPS REPAIR KITS

02.2021




MEAT & DORIA[®]
SPECIAL PARTS

SINCE 1945

www.meat-doria.com

37001


Fiat 60533802*



ZF pump
Alfa Romeo Audi Volkswagen

37002

518564J



Saginaw pump, magnet
Chevrolet Chrysler Ford

37003

271312



TC series pump
Chevrolet Ford GMC Volvo

37004



Plessey SP20
Massey Ferguson

37005

Massey Ferguson ABU768



Plessey
Massey Ferguson

37006



Ford

37007

Jaguar 10236



Product Image
Coming Soon

Jaguar S Type Daimler V8

37008

Jaguar AEU2787



Jaguar XJ40

37009

Mercedes A000 586 2746
7673 633 002



Eaton Pump

37010

Land Rover NTC8288



Hobourn Eaton pump
L.Rover Discovery Range Rover


37011

Nissan 49543-W1125



Nissan

37012



Chevrolet GMC Isuzu Jeep

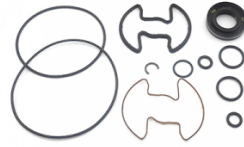
37013



Ford Cargo

37014

7691 633 008



ZF pump
Audi BMW Ford Volkswagen

37015

7677 633 001



ZF pump
Ford Scania

37017

ABU7142



L.Rover Discovery Range Rover

37018

7673 633 021



ZF pump
Ford

37019

7673 633 001



ZF pump
Fiat Ducato

37020

7673 633 005



ZF pump
Volvo Truck

37021


7673 633 009



ZF pump
Volvo Truck

37023

VICKERS



Hydraulic pump repair kit

37024

VICKERS



VICKERS

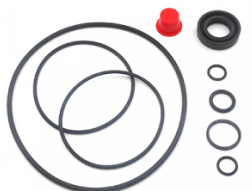
37026



C-III pump, standard rotation
Ford Mazda

37027

7812814



Saginaw P/N series pump
Ford Opel Peugeot Renault

37028

235



P235 Series pump, new design
Saginaw

37029

37027



Standard design shaft seal
Saginaw

37030


EA03 32 610



Kayaba pump
Ford Honda Isuzu Mazda

37031

G211 32 610A



Kayaba pump
Ford Isuzu Mazda Nissan

37032

B456 32 610



Kayaba pump
Mazda

37033

MB636685



Dodge Hyundai Mitsubishi

37034

7683 633 001



ZF pump
Citroen Fiat Iveco Renault

37035

B Series
EATON




37036

U Series
EATON



37037

V10
VICKERS



37038

V20
VICKERS



37039

596241C91

SERIES BBCCM
EATON



37040


Isuzu 8.97205626-0



Isuzu Mazda

37041

ERR4066



Hobourn Eaton pump
L.Rover Discovery II

37042

Honda Isuzu Subaru



37043


7673 633 038



ZF pump
Ford

37044


000 460 48 61



LUK Pump
Mercedes

37045

JPR173*



TRW, Tandem Pump
Citroen

37046

4007T2*



Citroen

37047

7691955243*



ZF pump
Fiat Toyota

37048

VAG 5Z0422154A*



Kayaba pump
Audi

37049

VT73



LUK Pump
Heavy duty

37050

Ford



37051

Nissan Subaru Suzuki



37052

7691 633 001



ZF pump
Mercedes

37053

541015010*



LUK Pump
Mercedes Sprinter

37054

Mercedes 000 460 47 80



ZF pump
Mercedes, Nissan Patrol

37055

7613 633 002



ZF pump
Alfa Romeo

37056



Kayaba pump
Mitsubishi Pajero

37057


Mitsubishi MR297492*



Kayaba pump
Mitsubishi Space wagon

37058

Hoborn Eaton pump
Ford Transit



37059

Alfa Romeo, Jeep



37060

7673 633 017

ZF pump
Iveco Euro Trakker



37061

Unisea pump
Isuzu Opel Vauxhall



37062

Kayaba pump, 17mm shaft
Jeep Wrangler



37063

Kayaba pump
Isuzu




37064



Subaru Impreza

37065



Subaru Legacy

37066



Mercedes 000 460 44 80

LUK Pump
Mercedes


37067



Mercedes 000 480 80 80

LUK Pump
Mercedes


37068



Mercedes 000 460 45 80

LUK Pump
Mercedes

37069



7681 633 013
Fiat 7552629*

ZF pump
Audi BMW Fiat Ford

37070



7684 633 002

ZF pump
Mercedes Atego

37071



Opel 026061716*

Saginaw pump
Opel Vauxhall

37072



Ford 1406468*

Kayaba pump
Ford Fiesta

37073



LUK Pump
Mercedes

37074



ZF pump
Peugeot Hdi engine

37075



8691 633 004

ZF pump
BMW 5 Series

37076

7672 633 015



ZF pump
Mercedes


37077

168 466 0101*



LUK Electric Pump
Mercedes A class

37078



ZF pump
Mercedes

37079



Hoborn Eaton pump
Ford Transit

37080

Subaru 34430SA020*



Subaru

37081



Toyota Land Cruiser

37082

Kia OK30B-32650A*




Kia Rio

37083



Kayaba pump
Ford Transit

37084



Ford Mondeo

37085



Kia Sportage

37086



Subaru Forester

37087

Mitsubishi MR244546



Kayaba pump type 1
Ford

37088




Suzuki Grand Vitara

37089




Saab 9-3

37090



LUK Tandem Pump
Mercedes

37091



LUK Tandem Pump
Mercedes

37092



Kayaba pump
VW Touareg Transporter

37093



Toyota Hilux

37094



Toyota

Toyota Land Cruiser 200 4.5D V8

37095



Land Cruiser VDJ200

37096



GMC Saab Suzuki

37097



Mercedes 002 466 93 01*

LUK pump
Mercedes W203 220 CDI

37098



Electrically assisted pump
PSA Renault

37099



Pump mounting kit
Eaton B Series

37100



Subaru Outback

37101


7696 974 103*



L.Rover Range Rover

37102

05105449AC*



Kayaba pump
Jeep Compass Patriot

37103




Ford Focus

37104



Honda

37105



Mazda 3


37106

L.Rover QVB500400*



Kayaba pump
L.Rover Discovery III

37107



ZF electric pump
BMW Mini

37108



ZF Pump
Volvo S60


37109

Ford 2C343A674AA*
ZF 7685 633 001



ZF pump
Ford Volvo

37110



Renault Master

ALFA ROMEO	
46130333	37069
46406957	37069
464606750	37034
46475018	37069
46763559	37069
60533802	37001
60538590	37069
60542943	37069
60565989	37069
60587317	37069
60592348	37069
60593248	37069
60594708	37069
60610863	37069
60811336	37069
60813339	37069
60813637	37069
7552629	37069
7611323	37047
7617059	37069
7629197	37069
7703175	37069
7742918	37069
7764220	37069
817645	37034

AUDI	
035145165A	37069
048145155C	37069
050145155CX	37069
1J0422152F	37048
1J0422154AX	37048
1J0422154J	37048
1J0422154X	37048
1J0422154V	37048
1J0422154X	37048
1J0422155	37048
1J0422155A	37048
1J0422155J	37048
38145157	37048
5Z0422154	37048
5Z0422154A	37048
811422065FX	37069

BMW	
32411127046	37069
32411141417	37069
7681955228	37069

CITROEN	
46438817	37034
9662127880	37045

CITROEN/PEUGEOT	
9662127880	37045

FIAT	
46130333	37069
46406957	37069
464606750	37034
46475018	37069
46763559	37069
60533802	37001

FIAT	
60538590	37069
60542943	37069
60565989	37069
60587317	37069
60592348	37069
60593248	37069
60594708	37069
60610863	37069
60811336	37069
60813339	37069
60813637	37069
7552629	37069
7611323	37047
7617059	37069
7629197	37069
7703175	37069
7742918	37069
7764220	37069
817645	37034

FORD	
1207811	37072
1218210	37072
1227888	37072
1256539	37072
1325148	37072
1406468	37072
2C343A674AA	37109
2C3Z3A674AA	37109
256C3A696GA	37072
256C3A696GB	37072
256C3A696GC	37072
256C3A696GD	37072
256C3A696GE	37072
256C3A696GF	37072
92VB3A674AA	37014
92VB3A674AC	37069
XS4C-3A696-RBAM	37029

HYUNDAI	
0K30B-32650A	37082
0K30B-32650B	37082
0K30B-32650C	37082

ISUZU	
8.97205626-0	37040

IVECO	
42520240	37015
4833411	37018
99447054	37034

JAGUAR	
10236	37007
AEU2787	37008
MNA8110AA	37069
MNA8110AB	37069
MNA8110ABE	37069

JEEP	
05105449AC	37102

KIA	
0K30B-32650A	37082
0K30B-32650B	37082
0K30B-32650C	37082

LANCIA	
46130333	37069
46406957	37069
464606750	37034
46475018	37069
46763559	37069
60533802	37001
60538590	37069
60542943	37069
60565989	37069
60587317	37069
60592348	37069
60593248	37069
60594708	37069
60610863	37069
60811336	37069
60813339	37069
60813637	37069
7552629	37069
7611323	37047
7617059	37069
7629197	37069
7703175	37069
7742918	37069
7764220	37069
817645	37034

LAND ROVER	
2245243	37069
5H323A674CA	37106
ABU7142	37017
ANR2157	37010
ETC7450	37010
LR006613	37106
NTC8288	37010
QVB500400	37106
R610020	37017

MASSEY FERGUSON	
ABU768	37005

MAZDA	
B45632610	37032
EA0332610	37030
G21132610A	37031

MERCEDES-BENZ	
000 460 25 61	37044
000 460 41 61	37044
000 460 43 80	37054
000 460 44 80	37066
000 460 45 61	37054
000 460 45 80	37068
000 460 47 80	37054
000 460 48 61	37044
000 460 48 61 S1	37044
000 480 80 80	37067
000 586 2746	37009
000 586 2846	37019

MERCEDES-BENZ	
002 466 93 01	37097
0024601780	37070
811422065FX	37069
A000 460 25 61	37044
A000 460 41 61	37044
A000 460 43 80	37054
A000 460 44 80	37066
A000 460 45 61	37054
A000 460 45 80	37068
A000 460 47 80	37054
A000 460 48 61	37044
A000 460 48 61 S1	37044
A000 480 80 80	37067
A000 586 2746	37009
A000 586 2846	37019
A002 466 93 01	37097
A0024601780	37070
A811422065FX	37069

MITSUBISHI	
MB501649	37033
MB636685	37033
MR244546	37087
MR297492	37057

NISSAN	
4911022J10	37069
49543-W1125	37011

OPEL	
026061716	37071
090468138	37069
26061716	37071
90468138	37069

PEUGEOT	
9662127880	37045

PORSCHÉ	
928347431EX	37069
944347432CX	37069
964347432BX	37069

RENAULT	
7700300535	37034

SEAT	
035145165A	37069
048145155C	37069
050145155CX	37069
1J0422152F	37048
1J0422154AX	37048
1J0422154J	37048
1J0422154X	37048
1J0422154V	37048
1J0422154X	37048
1J0422155	37048
1J0422155A	37048
1J0422155J	37048
38145157	37048
5Z0422154	37048
5Z0422154A	37048
811422065FX	37069

02.2021 CROSS REFERENCES

SKODA

035145165A	37069
048145155C	37069
050145155CX	37069
1J0422152F	37048
1J0422154AX	37048
1J0422154J	37048
1J0422154JX	37048
1J0422154V	37048
1J0422154X	37048
1J0422155	37048
1J0422155A	37048
1J0422155J	37048
38145157	37048
5Z0422154	37048
5Z0422154A	37048
811422065FX	37069

STEYR

815.00.13.0820	37020
----------------	--------------

SUBARU

34430SA020	37080
34430SA021	37080
34430SA0219L	37080

VOLKSWAGEN

035145165A	37069
048145155C	37069
050145155CX	37069
1J0422152F	37048
1J0422154AX	37048
1J0422154J	37048
1J0422154JX	37048
1J0422154V	37048
1J0422154X	37048
1J0422155	37048
1J0422155A	37048
1J0422155J	37048
38145157	37048
5Z0422154	37048
5Z0422154A	37048
811422065FX	37069

VOLVO

271561	37020
681410 S	37009

VW / AUDI

035145165A	37069
048145155C	37069
050145155CX	37069
1J0422152F	37048
1J0422154AX	37048
1J0422154J	37048
1J0422154JX	37048
1J0422154V	37048
1J0422154X	37048
1J0422155	37048
1J0422155A	37048
1J0422155J	37048
38145157	37048
5Z0422154	37048
5Z0422154A	37048

VW / AUDI

811422065FX	37069
-------------	--------------

ALFA ROMEO

Make / Model	Kw	Cv	Cc	From	To	Engine / Cod. Motore	Part Number	Part Number	Part Number
145 (930)									
1.9 TD (930.A4)	66	90	1929	1994	1999	AR 33601, AR 67501	37069		
146 (930)									
1.9 TD (930.B4A)	66	90	1929	1994	1999	AR 33601, AR 67501	37069		
155 (167)									
1.7 T.S. (167.A4D, 167.A4H)	85	115	1748	1993	1996	AR 67105	37069		
1.7 T.S. (167.A4G)	83	113	1748	1993	1996	AR 67103	37069		
1.8 T.S. (167.A4C, 167.A)	77	105	1756	1992	1997	AR 67402	37069		
1.8 T.S. Sport (167.A4A, 167.A4C, 167.A4E)	93	127	1773	1992	1996	AR 67102, AR 67101	37069		
2.0 T.S. (167.A2A, 167.A2D)	104	141	1995	1992	1995	AR 67201, AR 67202	37069		
2.0 T.S. (167.A2D)	106	144	1995	1992	1995	AR 67201, AR 67202	37069		
2.5 V6 (167.A1C, 167.A1)	121	165	2492	1992	1995	AR 67301	37069		
2.5 V6 (167.A1C, 167.A1E)	120	163	2492	1992	1997	AR 67303, AR 67302	37069		
156 (932)									
1.6 16V T.SPARK (932.A4, 932.A4100)	88	120	1598	1997	2005	AR 67601, AR 32102, AR ...	37055		
1.6 16V T.SPARK (932A4)	82	112	1598	1997	2005	AR 32102	37055		
1.8 16V T.SPARK (932.A3)	106	144	1747	1997	2000	AR 32201	37055		
1.8 16V T.SPARK (932.A3100)	103	140	1747	1997	2005	AR 32205	37055		
2.0 16V T.SPARK (932A2)	114	155	1970	1997	2002	AR 32310, AR 32301	37055		
2.0 16V T.SPARK (932A21 __)	110	150	1970	2000	2002	AR 32310	37055		
2.0 JTS (932AXA)	122	166	1970	2002	2005	937 A1.000	37055		
2.0 JTS (932AXD00, 932AXD01)	119	162	1970	2001	2005	932 A2.000	37055		
2.5 V6 24V (932A1)	140	190	2492	1997	2002	AR 32401, AR 32402	37069		
2.5 V6 24V (932A11 __)	141	192	2492	2000	2005	AR 32405	37069		
156 Sportwagon (932)									
1.6 16V T.SPARK. (932B4100)	88	120	1598	2000	2006	AR 67601, AR 32102, AR ...	37055		
1.8 16V T.SPARK (932A3)	106	144	1747	2000	2005	AR 32201	37055		
1.8 16V T.SPARK (932B31 __)	103	140	1747	1997	2006	AR 32205	37055		
2.0 16V T.SPARK (932A2)	114	155	1970	2000	2002	AR 32310, AR 32301	37055		
2.0 16V T.SPARK (932B21 __)	110	150	1970	2000	2002	AR 32310	37055		
2.0 JTS (932BXA)	122	166	1970	2002	2006	937 A1.000	37055		
2.0 JTS (932BXD00, 932BXD01)	119	162	1970	2002	2006	932 A2.000	37055		
2.5 V6 24V (932A1)	140	190	2492	1997	2003	AR 32401	37069		
2.5 V6 24V (932B1100)	141	192	2492	1997	2006	AR 32405	37069		
164 (164)									
2.0 T.S. (164.A2C, 164.A2L)	105	143	1962	1987	1992	AR 06420	37069		
2.0 T.S. (164.A2H)	109	148	1962	1987	1992	AR 06420	37069		
2.0 T.S. (164.H3)	106	144	1995	1992	1998	AR 64103	37069		
2.0 V6 Turbo (164.A2G, 164.A2F)	150	204	1996	1991	1992	AR 64101	37069		
2.0 V6 Turbo (164.K3)	148	201	1996	1992	1998	AR 64102	37069		
2.5 TD (164.A1A)	84	114	2499	1987	1992	VM 84 A	37069		
3.0 i.e. QV (164.AG)	147	200	2959	1990	1992	AR 06430, AR 64301	37069		
3.0 V6 (164.A)	141	192	2959	1987	1992	AR 06410	37069		
3.0 V6 (164.AD, 164.AH, 164.AB)	135	184	2959	1987	1992	AR 06412	37069		
3.0 V6 (164.H1A, 164.H1B, 164.K1P)	132	180	2959	1992	1998	AR 64399, AR 64303, AR ...	37069		
166 (936)									
2.0 V6 (936A3 __)	151	205	1996	1998	2000	AR 34102	37069		
2.5 V6 24V (936A2 __)	140	190	2492	1998	2006	AR 34201	37069		
3.0 V6 24V (936A1000, 936A1001)	166	226	2959	1998	2007	AR 34302, AR 34301	37069		
33 (905)									
1.2 (905.A)	50	68	1186	1983	1989	AR 30585	37069		
1.3 (905.A1A, 905.A1C, 905.A1D, 905.A1F, 905.A1H)	63	86	1351	1984	1989	AR 30168, AR 30587	37069		
1.3 (905.A1B, 905.A1C, 905.A1G)	55	75	1351	1983	1989	AR 30502, AR 30586	37069		
1.3 (905A1)	58	79	1351	1983	1989	AR 30502	37069		
1.5 (905.A2)	75	102	1490	1986	1989	AR 30588	37069		
1.5 (905.A2A)	62	84	1490	1983	1987	AR 30504, AR 30143	37069		
1.5 (905.A2G)	66	90	1490	1983	1986	AR 30520	37069		
1.5 (905A1)	70	95	1490	1983	1993	AR 30182	37069		
1.5 4x4 (905.A2)	62	84	1490	1983	1984	AR 30504, AR 30143	37069		
1.5 4x4 (905.A2)	75	102	1490	1986	1989	AR 30588	37069		

ALFA ROMEO

Make / Model	Kw	Cv	Cc	From	To	Engine / Cod. Motore	Part Number	Part Number	Part Number
33 (905)									
1.5 4x4 (905.A2F)	66	90	1490	1985	1986	AR 30520	37069		
1.5 4x4 (905.A2M, 905.A2T)	77	105	1490	1986	1989	AR 30146, AR 30588	37069		
1.5 QV (905.A2N, 905.A2V)	77	105	1490	1984	1989	AR 30146, AR 30508, AR ...	37069		
1.7 (905A2A)	95	129	1712	1986	1989	AR 30550	37069		
1.7 (905A3)	87	118	1712	1986	1990	AR 30550	37069		
1.7 i.e. (905.A3D)	77	105	1712	1988	1989	AR 30558	37069		
1.7 QV (905.A3)	84	114	1712	1988	1989	AR 30550	37069		
1.8 TD (905A4)	54	73	1779	1986	1990	VM 82 A	37069		
33 (907A)									
1.4 i.e. (907.A3A, 907.A3B)	65	88	1351	1991	1994	AR 30753, AR 30755	37069		
1.4 i.e. (907.A3A, 907.A3B)	66	90	1351	1991	1994	AR 30753, AR 30755	37069		
1.5 (907A2)	77	105	1490	1990	1993	AR 30734	37069		
1.5 i.e. (907A2B)	71	97	1490	1990	1994	AR 30751	37069		
1.5 i.e. (907A2A)	74	101	1490	1990	1991	AR 30750	37069		
1.7 16V (907.A1B)	101	137	1712	1990	1992	AR 30746	37069		
1.7 16V (907.A1C)	95	129	1712	1990	1994	AR 30747	37069		
1.7 16V (907.A1C)	97	132	1712	1990	1992	AR 30747	37069		
1.7 16V 4x4 (907.A1G)	95	129	1712	1990	1994	AR 30747	37069		
1.7 16V 4x4 (907.A1G)	97	132	1712	1990	1994	AR 30747	37069		
1.7 16V 4x4 (907A1F)	101	137	1712	1990	1994	AR 30746	37069		
1.7 i.e. (907.A1A)	77	105	1712	1992	1994	AR 30737 A	37069		
1.7 i.e. (907.A1A)	79	107	1712	1990	1994	AR 30736, AR 30737	37069		
1.8 TD (907A5)	62	84	1779	1990	1994	VM 96 A	37069		
33 Sportwagon (905A)									
1.4 (905A1H)	66	90	1351	1984	1988	AR 30587	37069		
1.5 (905A)	66	90	1490	1984	1986	AR 30520	37069		
1.5 (905A)	70	95	1490	1984	1987	AR 30514	37069		
1.5 (905A2N)	77	105	1490	1986	1989	AR 30146, AR 30508, AR ...	37069		
1.5 (905A2U)	75	102	1490	1986	1989	AR 30588	37069		
1.5 4x4 (905.A2B, 905.A2C)	66	90	1490	1984	1986	AR 30520	37069		
1.5 4x4 (905.A2U)	77	105	1490	1986	1989	AR 30146, AR 30508, AR ...	37069		
1.5 4x4 (905A2S, 905A2U)	75	102	1490	1986	1989	AR 30588	37069		
1.5 4x4 (905B1, 905A2S)	70	95	1490	1984	1987	AR 30182	37069		
1.7 i.e. (905B3F)	77	105	1712	1988	1989	AR 30558	37069		
1.7 i.e. 4x4 (905A3G, 905B3F)	77	105	1712	1988	1989	AR 30558, AR 30737	37069		
1.8 TD (905B4, 905A4)	62	84	1779	1986	1989	VM 96 A	37069		
33 Sportwagon (907B)									
1.4 i.e. (907B3B)	65	88	1351	1991	1994	AR 30753, AR 30755	37069		
1.4 i.e. (907B3B)	66	90	1351	1991	1994	AR 30755	37069		
1.5 i.e. (907B2B)	71	97	1490	1990	1994	AR 30751	37069		
1.7 16V (907.B1G)	95	129	1712	1990	1994	AR 30747	37069		
1.7 16V (907.B1G)	97	132	1712	1990	1994	AR 30747	37069		
1.7 16V (907B1B)	101	137	1712	1990	1994	AR 30746	37069		
1.7 16V 4x4 (907.B1H)	95	129	1712	1990	1994	AR 30747	37069		
1.7 16V 4x4 (907.B1H)	97	132	1712	1990	1992	AR 30747	37069		
1.7 i.e. (907.B1A)	77	105	1712	1992	1994	AR 30737	37069		
1.7 i.e. (907.B1A)	79	107	1712	1990	1992	AR 30736, AR 30737	37069		
1.7 i.e. 4x4 (907.B1E)	79	107	1712	1990	1992	AR 30736, AR 30737	37069		
75 (162B)									
1.6 (162.B2B, 162.B2C)	81	110	1567	1985	1989	AR 06100	37001		
1.6 (162B2)	76	103	1570	1985	1989	AR 61101	37001		
1.6 Cat (162.B2B, 162.B2C)	81	110	1567	1989	1992	AR 61101	37001		
1.8 (162.B1A, 162.B1B)	85	116	1779	1985	1989	AR 06202	37001		
1.8 (162.B1H)	90	122	1779	1989	1992	AR 61201	37001		
1.8 (162.B1H)	95	129	1773	1989	1992	AR 67101	37001		
1.8 (162.B1L, 162.B1F)	88	120	1779	1988	1992	AR 06168, AR 61102	37001		
1.8 Turbo (162.B1C, 162.B1D, 162.B1G)	110	150	1779	1986	1992	AR 06134	37001		
1.8 Turbo i.e. (162.B1E)	114	155	1779	1986	1990	AR 06134, AR 06158	37001		
2.0 (162.BA)	94	128	1962	1985	1988	AR 06212	37001		

ALFA ROMEO

Make / Model	Kw	Cv	Cc	From	To	Engine / Cod. Motore	Part Number	Part Number	Part Number
75 (162B)									
2.0 T.S Cat (162.B4A)	109	148	1962	1985	1992	AR 06224	37001		
2.0 T.S. (162.4CB, 162.B4, 162.B4A)	107	146	1962	1987	1992	AR 06166, AR 06224	37001		
2.0 TD (162.BD, 162.BG)	70	95	1995	1985	1992	VM 80 A	37001		
2.4 TD (162B5)	82	112	2393	1989	1992	VM 81 A	37001		
2.5 V6 (162.B3)	110	150	2492	1985	1986	AR 01646, AR 01911, AR ...	37001		
3.0 V6 (162.B6C)	141	192	2959	1990	1992	AR 61503	37001		
3.0 V6 Cat (162.B6A)	136	185	2959	1987	1992	AR 06124	37001		
90 (162)									
1.8 (162.A1A)	85	116	1779	1984	1987	AR 06202	37001		
1.8 (162A1)	89	121	1779	1984	1987	AR 06202	37001		
2.0 i.e. (162.A2A, 162.A2E)	94	128	1962	1984	1987	AR 01713, AR 06212	37001		
2.0 i.e. (162A2B)	97	132	1997	1984	1987	AR 06210	37001		
2.4 TD (162.B5)	81	110	2393	1984	1987	VM 81 A	37001		
2.5 i.e. V6 (162.A, 162.AA)	110	150	2492	1984	1987	AR 01646, AR 01911	37001		
GTV (916)									
3.0 V6 24V (916.C1)	162	220	2959	1996	2000	AR 16102	37069		
3.0 V6 24V (916.C1B _)	160	218	2959	2000	2005	AR 16105	37069		
SPIDER (115)									
1600 (11535)	76	103	1570	1976	1990	AR 00526	37069		
1600 (115A2)	79	107	1570	1990	1993	AR 01563	37069		
2000 (115A1A)	88	120	1962	1990	1993	AR 01588	37069		
SPIDER (916)									
3.0 V6 (916S1B00)	160	218	2959	1994	2005	AR 16105	37069		
3.0 V6 24V (916S1)	162	220	2959	1999	2003	AR 16102	37069		

AUDI

Make / Model	Kw	Cv	Cc	From	To	Engine / Cod. Motore	Part Number	Part Number	Part Number
100 (43, C2)									
1.6	63	85	1588	1976	1982	YV	37069		
1.9	74	100	1921	1980	1982	WH	37069		
2.0	85	115	1984	1976	1978	WA	37069		
2.0 D	51	70	1986	1978	1982	CN	37069		
2.1	85	115	2144	1977	1982	WB, WE	37069		
2.1	100	136	2144	1977	1982	WC, WG, WK	37069		
100 Avant (43, C2)									
1.6	63	85	1588	1977	1983	YV	37069		
1.9	74	100	1921	1980	1982	WH	37069		
2.0	85	115	1984	1977	1980	WA	37069		
2.0 D	51	70	1986	1978	1983	CN	37069		
2.1	85	115	2144	1977	1983	WB, WE	37069		
2.1	100	136	2144	1977	1983	WC, WG	37069		
A3 (8L1)									
1.9 TDI	66	90	1896	1996	2001	AGR, ALH	37048		
1.9 TDI	74	100	1896	2000	2003	AXR, ATD	37048		
1.9 TDI	81	110	1896	1997	2001	AHF, ASV	37048		
1.9 TDI	96	130	1896	2000	2003	ASZ	37048		
1.9 TDI quattro	96	130	1896	2000	2003	ASZ	37048		
S3 quattro	154	210	1781	1999	2002	AUL, APY, AMK	37048		
A4 (8D2, B5)									
1.6	74	100	1595	1994	2000	AHL, ANA, ARM, ADP	37014		
1.6	75	102	1595	2000	2000	ALZ	37014		
1.8	85	115	1781	1995	2000	AFY	37014		
1.8	92	125	1781	1994	2000	AWV, APT, ARG, ADR	37014		
1.8 quattro	92	125	1781	1995	2000	APT, ARG, ADR	37014		
1.8 T	110	150	1781	1995	2000	AEB, ATW, AWT, ARK, ANB...	37014		
1.8 T	132	180	1781	1997	2000	AJL	37014		
1.8 T quattro	110	150	1781	1995	2000	AEB, ATW, AWT, ARK, ANB...	37014		
1.8 T quattro	132	180	1781	1997	2000	AJL	37014		
1.9 TDI	55	75	1896	1995	2000	AFF	37014		

AUDI									
Make / Model	Kw	Cv	Cc	From	To	Engine / Cod. Motore	Part Number	Part Number	Part Number
A4 (8D2, B5)									
1.9 TDI	66	90	1896	1995	2000	1Z, AHH, AHU	37014		
1.9 TDI	81	110	1896	1995	2000	AVG, AFN	37014		
1.9 TDI quattro	81	110	1896	1996	2000	AVG, AFN	37014		
A4 Avant (8D5, B5)									
1.6	74	100	1595	1994	2001	AHL, ANA, ARM, ADP	37014		
1.6	75	102	1595	2000	2001	ALZ	37014		
1.8	85	115	1781	1995	2001	AFY	37014		
1.8	92	125	1781	1996	2001	AVV, APT, ARG, ADR	37014		
1.8 quattro	92	125	1781	1996	2001	APT, ARG, ADR	37014		
1.8 T	110	150	1781	1996	2001	AEB, AWT, ARK, ANB, APU	37014		
1.8 T	132	180	1781	1997	2001	AJL	37014		
1.8 T quattro	110	150	1781	1996	2001	AEB, ATW, AWT, ARK, ANB...	37014		
1.8 T quattro	132	180	1781	1997	2001	AJL	37014		
1.9 TDI	55	75	1896	1996	2001	AFF	37014		
1.9 TDI	66	90	1896	1996	2001	1Z, AHH, AHU	37014		
1.9 TDI	81	110	1896	1996	2001	AVG, AFN	37014		
1.9 TDI quattro	81	110	1896	1996	2001	AVG, AFN	37014		
A6 (4A2, C4)									
1.8	92	125	1781	1995	1997	ADR	37069		
1.8 quattro	92	125	1781	1995	1997	ADR	37069		
1.9 TDI	66	90	1896	1994	1997	1Z, AHU	37069		
2.0	74	100	1984	1994	1997	AAE	37069		
2.0	85	115	1984	1994	1997	ABK	37069		
2.0 16V	103	140	1984	1994	1997	ACE	37069		
2.0 16V quattro	103	140	1984	1994	1997	ACE	37069		
2.3	98	133	2309	1994	1995	AAR	37069		
2.3 quattro	98	133	2309	1994	1995	AAR	37069		
2.5 TDI	85	116	2461	1994	1997	AAT	37069		
2.5 TDI	103	140	2461	1994	1997	AEL	37069		
2.5 TDI quattro	103	140	2461	1995	1997	AEL	37069		
2.6	110	150	2598	1994	1997	ABC	37069		
2.6 quattro	110	150	2598	1994	1997	ABC	37069		
2.8	128	174	2771	1994	1997	AAH, AFC	37069		
2.8	142	193	2771	1995	1997	ACK	37069		
2.8 quattro	128	174	2771	1994	1997	AAH, AFC	37069		
2.8 quattro	142	193	2771	1995	1997	ACK	37069		
A6 (4B2, C5)									
1.8	92	125	1781	1997	2005	ARH, AQE, AJP	37014		
1.8 T	110	150	1781	1997	2005	AEB, AWT, ARK, ANB, APU	37014		
1.8 T	132	180	1781	1997	2005	AJL	37014		
1.8 T quattro	110	150	1781	1997	2005	AEB, AWT, ARK, ANB, APU	37014		
1.8 T quattro	132	180	1781	1997	2005	AJL	37014		
1.9 TDI	81	110	1896	1997	2000	AVG, AFN	37014		
1.9 TDI	85	115	1896	2000	2005	AJM	37014		
1.9 TDI	96	130	1896	2001	2005	AWX, AVF	37014		
2.4	115	156	2393	1997	2005	APC	37069		
2.4 quattro	115	156	2393	1998	1999	APC	37069		
A6 Avant (4A5, C4)									
1.8	92	125	1781	1995	1997	ADR	37069		
1.8 quattro	92	125	1781	1995	1997	ADR	37069		
1.9 TDI	66	90	1896	1994	1997	1Z, AHU	37069		
2.0	74	100	1984	1994	1997	AAE	37069		
2.0	85	115	1984	1994	1997	ABK	37069		
2.0 16V	103	140	1984	1994	1997	ACE	37069		
2.0 16V quattro	103	140	1984	1994	1997	ACE	37069		
2.3	98	133	2309	1994	1995	AAR	37069		
2.3 quattro	98	133	2309	1994	1995	AAR	37069		
2.5 TDI	85	116	2461	1994	1997	AAT	37069		
2.5 TDI	103	140	2461	1994	1997	AEL	37069		

AUDI									
Make / Model	Kw	Cv	Cc	From	To	Engine / Cod. Motore	Part Number	Part Number	Part Number
A6 Avant (4A5, C4)									
2.5 TDI quattro	103	140	2461	1995	1997	AEL	37069		
2.6	110	150	2598	1994	1997	ABC	37069		
2.6 quattro	110	150	2598	1994	1997	ABC	37069		
2.8	128	174	2771	1994	1997	AAH, AFC	37069		
2.8	142	193	2771	1995	1997	ACK	37069		
2.8 quattro	128	174	2771	1994	1997	AAH, AFC	37069		
2.8 quattro	142	193	2771	1995	1997	ACK	37069		
A6 Avant (4B5, C5)									
1.8	92	125	1781	1997	2005	ARH, AQE, AJP	37014		
1.8 T	110	150	1781	1997	2005	AEB, AWT, ARK, ANB, APU	37014		
1.8 T	132	180	1781	1999	2005	AJL	37014		
1.8 T quattro	110	150	1781	1997	2005	AEB, AWT, ARK, ANB, APU	37014		
1.8 T quattro	132	180	1781	1997	2005	AJL	37014		
1.9 TDI	81	110	1896	1998	2001	AVG, AFN	37014		
1.9 TDI	85	115	1896	2000	2005	AJM	37014		
1.9 TDI	96	130	1896	2001	2005	AWX, AVF	37014		
2.4	115	156	2393	1997	2005	APC	37069		
2.4 quattro	115	156	2393	1998	2001	APC	37069		
CABRIOLET (8G7, B4)									
2.6	110	150	2598	1993	2000	ABC	37069		
2.8	128	174	2771	1992	2000	AAH, AFC	37069		
COUPE (89, 8B)									
2.6	110	150	2598	1992	1996	ABC	37069		
2.6 quattro	110	150	2598	1992	1996	ABC	37069		
2.8	128	174	2771	1991	1996	AAH	37069		
2.8 quattro	128	174	2771	1991	1996	AAH	37069		
Q7 (4LB)									
3.0 TDI quattro	155	211	2967	2006	2010	BUN, CASB	37092		
3.0 TDI quattro	171	233	2967	2006	2008	BUG	37092		
3.0 TDI quattro	176	240	2967	2007	2015	CCMA, CNRB, CASA, CJGA	37092		
3.6 FSI quattro	206	280	3597	2006	2010	BHK	37092		
6.0 TDI quattro	368	500	5934	2008	2014	CCGA	37092		

BMW									
Make / Model	Kw	Cv	Cc	From	To	Engine / Cod. Motore	Part Number	Part Number	Part Number
5 (E34)									
520 i	95	129	1990	1987	1990	M20 B20 (206KA)	37075		
524 td	85	115	2443	1988	1991	M21 D24 (246TB)	37075		
525 i	125	170	2494	1988	1990	M20 B25 (256K1)	37075		
525 td	85	115	2497	1993	1995	M51 D25 (256T1)	37075		
525 tds	105	143	2497	1991	1995	M51 D25 (256T1)	37075		
5 Touring (E34)									
525 td	85	115	2497	1993	1996	M51 D25 (256T1)	37075		
525 tds	105	143	2497	1991	1996	M51 D25 (256T1)	37075		

CITROEN									
Make / Model	Kw	Cv	Cc	From	To	Engine / Cod. Motore	Part Number	Part Number	Part Number
EVASION MPV (22, U6)									
1.9 TD	66	90	1905	1994	2002	D8B (XUD9TF), DHX (XUD9...	37074		
JUMPY (U6U_)									
1.6	58	79	1581	1995	2000	220 A2.000, 1580 SPI	37074		
1.9 D 70	51	69	1868	1998	2003	WJY (DW8B), WJZ (DW8)	37074		
1.9 TD	68	92	1905	1996	2003	D8B (XUD9TF)	37074		
JUMPY Van (BS_, BT_, BY_, BZ_)									
1.6 i	58	79	1581	1995	2000	220 A2.000, 1580 SPI	37074		
1.9 D 70	51	69	1868	1998	2006	WJY (DW8B), WJZ (DW8)	37074		
2.0 HDi 110	80	109	1997	2001	2006	RHZ (DW10ATED), RHZ (DW...	37074		

FIAT									
Make / Model	Kw	Cv	Cc	From	To	Engine / Cod. Motore	Part Number	Part Number	Part Number
BARCETTA (183_)									
1.8 16V	96	130	1747	1995	2005	183 A1.000, 188 A6.000	37069		
BRAVA (182_)									
1.4 12 V (182.BA)	59	80	1370	1995	1998	182 A3.000	37069		
1.6 16V (182.BB)	76	103	1581	1996	2001	182 A4.000	37069		
1.6 16V (182.BH)	66	90	1581	1995	2001	182 A6.000	37069		
1.8 GT 16V (182.BC)	83	113	1747	1995	2001	182 A2.000	37069		
1.9 D	48	65	1929	1995	2001	160 A7.000	37047		
1.9 JTD	74	100	1910	2000	2001	182 B9.000	37069		
1.9 TD 100 S (182.BF)	74	100	1910	1996	2001	182 A7.000	37069		
1.9 TD 75 S (182.BF)	55	75	1910	1996	2001	182 A8.000	37069		
BRAVO I (182_)									
1.4 (182.AA)	59	80	1370	1995	2001	182 A3.000	37069		
1.4 (182.AG)	55	75	1370	1995	2001	182 A5.000	37069		
1.6 16V (182.AB)	76	103	1581	1996	2001	182 A4.000	37069		
1.6 16V (182.AH)	66	90	1581	1995	2001	182 A6.000	37069		
1.8 GT (182.AC)	83	113	1747	1995	2001	182 A2.000	37069		
1.9 D	48	65	1929	1995	2001	160 A7.000	37047		
1.9 JTD	74	100	1910	2000	2001	182 B9.000	37069		
1.9 TD 100 S (182.AF)	74	100	1910	1996	2001	182 A7.000	37069		
1.9 TD 75 S (182.AF)	55	75	1910	1996	2001	182 A8.000	37069		
COUPE (175_)									
1.8 16V	96	131	1747	1996	2000	183 A1.000	37069		
CROMA (154_)									
1900 Turbo D i.d.	69	94	1929	1992	1996	154 D1.000	37069		
2500 V6	119	162	2492	1993	1996	834 G.000	37069		
DOBLO MPV (119_, 223_)									
1.6 16V (223AXD1A)	76	103	1596	2001		182 B6.000	37069		
DUCATO Bus (230_)									
2.5 D Combinato	62	84	2500	1994	2002	8140.67	37034		
2.5 TDI 4x4	85	116	2500	1997	2002	8140.47	37034		
2.5 TDI Panorama/Combinato	80	109	2500	1994	2002	8140.47R	37034		
2.5 TDI Panorama/Combinato	85	116	2499	1994	2002	8140.47	37034		
DUCATO Panorama (290_)									
2.5 D	55	75	2500	1990	1994	8144.67	37034		
2.5 D 4x4	55	75	2500	1990	1994	8144.67	37034		
2.5 TD	70	95	2499	1990	1994	8140.27	37034		
2.5 TD 4x4	70	95	2500	1991	1994	8140.27	37034		
DUCATO Platform/Chassis (230_)									
2.5 D	62	84	2500	1994	2002	8140.67	37034		
2.5 D 4x4	62	84	2500	1994	2002	8140.67	37034		
2.5 TDI	80	109	2500	1994	2002	8140.47R	37034		
2.5 TDI 4x4	85	116	2500	1998	2002	8140.47	37034		
2.8 D	64	87	2800	1998	2002	8140.63	37034		
2.8 iDTD 4x4	90	122	2799	1998	2001	8140.43	37034		
2.8 TDI	90	122	2800	1998	2002	8140.43	37034		
DUCATO Platform/Chassis (290_)									
2.5 D	55	75	2500	1989	1994	8144.67	37034		
2.5 D 4x4	55	75	2500	1990	1994	8144.67	37034		
2.5 TD	70	95	2500	1990	1994	8140.27	37034		
2.5 TD 4x4	70	95	2500	1990	1994	8140.27	37034		
DUCATO Van (230_)									
2.8 D	64	87	2800	1998	2002	8140.63	37034		
2.8 D 4x4	64	87	2800	1998	2002	8140.63	37034		
2.8 TDI	90	122	2800	1997	2002	8140.43	37034		
2.8 TDI 4x4	90	122	2800	1999	2002	8140.43	37034		
DUCATO Van (290_)									
2.5 D 4x4	55	75	2500	1990	1994	8144.67	37034		
2.5 TD	70	95	2500	1990	1994	8140.27	37034		
2.5 TD 4x4	70	95	2500	1990	1994	8140.27	37034		

FIAT										
Make / Model	Kw	Cv	Cc	From	To	Engine / Cod. Motore	Part Number	Part Number	Part Number	
MAREA (185_)										
1.4 80 12V	59	80	1370	1996	2002	182 A3.000	37069			
1.6	76	103	1596	2000	2002	182 B6.000	37069			
1.6 100 16V	76	103	1581	1996	2002	182 A4.000	37069			
1.6 SX	72	98	1581	2000	2002	182 B5.098	37069			
1.8 115 16V	83	113	1747	1996	2002	182 A2.000	37069			
1.9 TD 100 (185AX_)	74	100	1910	1996	2002	182 A7.000	37069			
1.9 TD 75	55	75	1910	1996	2002	182 A8.000	37069			
2.4 TD 125	91	125	2387	1996	1999	185 A2.000	37069			
MAREA Weekend (185_)										
1.4 80 12V	59	80	1370	1996	2002	182 A3.000	37069			
1.6	76	103	1596	2000	2002	182 B6.000	37069			
1.8 115 16V	83	113	1747	1996	2002	182 A2.000	37069			
1.9 TD 100 (185BX_)	74	100	1910	1996	2003	182 A7.000, 182 B9.000	37069			
1.9 TD 75	55	75	1910	1996	2002	182 A8.000	37069			
2.4 TD 125	91	125	2387	1996	1999	185 A2.000	37069			
PALIO (178_)										
1.4 Cat	51	69	1372	1996	2001	178 B2.016	37074			
1.6 16V	74	100	1581	1996	2002	178 B3.000	37074			
PALIO Weekend (178_, 173_, 373_, 374_)										
1.6 16V	76	103	1596	2001	2012	182 B6.000	37074			
1.6 16V (178DXD1A)	74	100	1581	1996	2001	178 B3.000	37074			
PUNTO (176_)										
1.7 D	42	57	1698	1994	1997	176 B3.000	37069			
1.7 TD	51	69	1698	1994	1999	176 A3.000	37069			
1.7 TD	52	71	1698	1994	1999	176 A5.000	37069			
REGATA (138_)										
60 Diesel 1.7	43	58	1714	1983	1986	138 B6.000	37047			
60 Diesel 1.7	44	60	1698	1985	1989	149 B3.000	37047			
65 Diesel 1.9	48	65	1929	1984	1989	149 A1.000	37047			
80 Turbo Diesel 1.9	59	80	1929	1986	1989	831 D1.000	37047			
REGATA Weekend (138_)										
60 Diesel 1.7	44	60	1698	1984	1989	149 B3.000	37047			
65 Diesel 1.9	48	65	1929	1984	1989	149 A1.000	37047			
80 Turbo Diesel 1.9	59	80	1929	1986	1989	831 D1.000	37047			
SCUDO Bus (220_)										
1.6	58	79	1581	1996	2006	220 A 2.000	37074			
1.9 D	51	69	1868	1998	2006	WJZ (DW8)	37074			
2.0 JTD	80	109	1997	1999	2006	RHZ	37074			
SCUDO Van (220_)										
1.6	58	79	1581	1996	2006	220 A 2.000	37074			
1.9 D	51	69	1868	1998	2006	WJZ (DW8), WJY (DW8B)	37074			
2.0 JTD	69	94	1997	1999	2006	RHX	37074			
2.0 JTD	80	109	1997	2002	2006	RHZ	37074			
SIENA (178_, 172_)										
1.6 16V	74	101	1581	1998	2009	178 B3.000	37074			
TEMPRA (159_)										
1.9 D (159.AG)	48	65	1929	1991	1996	160 A7.000, 149 A1.000	37047			
1.9 TD (159.AQ)	59	80	1929	1992	1996	160 B6.046	37047			
1.9 TD (159.CU, 159.AU, 159.AI, 159.BI)	66	90	1929	1990	1996	160 A6.000, 160 D1.000	37047			
TEMPRA S.W. (159_)										
1.9 D (159.AG)	48	65	1929	1991	1996	160 A7.000, 149 A1.000	37047			
1.9 TD (159.AI, 159.BI, 159.CU, 159.AU)	66	90	1929	1991	1995	160 A6.000, 160 D1.000	37047			
1.9 TD (159.AQ)	59	80	1929	1992	1993	160 B6.046	37047			
TIPO (160_)										
1.7 D (160.AG)	43	58	1697	1988	1994	149 B4.000	37047			
1.9 D	48	65	1929	1992	1993	160 A7.000, 149 A1.000	37047			
1.9 TD (160.AW)	59	80	1929	1992	1993	160 B6.046	37047			
1.9 TD (160.EL, 160.GL, 160.AQ, 160.EI, 160.AR)	66	90	1929	1992	1993	160 A6.000, 160 A6.046,...	37047			

FORD	Kw	Cv	Cc	From	To	Engine / Cod. Motore	Part Number	Part Number	Part Number
Make / Model									
FIESTA V (JH_, JD_)									
1.3	44	60	1299	2001	2008	BAJA	37072		
1.3	51	69	1299	2001	2008	A9JA, A9JB	37072		
FIESTA V Van									
1.3	51	69	1299	2003	2005	A9JA, A9JB	37072		
FOCUS (DAW, DBW)									
1.4 16V	55	75	1388	1998	2004	FXDB, FXDD, FXDA, FXDC	37029		
1.6 16V	74	100	1596	1998	2004	FYDB, FYDD, FYDH, FYDA,...	37029		
1.8 16V	85	115	1796	1998	2004	EYDB, EYDD, EYDE, EYDF,...	37103		
2.0 16V	96	131	1988	1998	2004	EDDB, EDDDD, EDDF, EDDC	37103		
RS	158	215	1988	2002	2004	HMDA	37103		
FOCUS Saloon (DFW)									
1.4 16V	55	75	1388	1999	2004	FXDB, FXDD, FXDA, FXDC	37029		
1.6 16V	74	100	1596	1999	2004	FYDB, FYDD, FYDH, FYDA,...	37029		
1.8 16V	85	115	1796	1999	2004	EYDB, EYDD, EYDE, EYDF,...	37103		
2.0 16V	96	131	1988	1999	2004	EDDB, EDDDD, EDDF, EDDC	37103		
FOCUS Turnier (DNW)									
1.4 16V	55	75	1388	1999	2004	FXDB, FXDD, FXDA, FXDC	37029		
1.6 16V	74	100	1596	1999	2004	FYDB, FYDD, FYDH, FYDA,...	37029		
1.8 16V	85	115	1796	1999	2004	EYDB, EYDD, EYDE, EYDF,...	37103		
2.0 16V	96	131	1988	1999	2004	EDDB, EDDDD, EDDF, EDDC	37103		
TRANSIT Bus (E_)									
2.5 DI (EBL, ECL, EDS, EDL)	56	76	2496	1994	2000	4HB, 4HC	37069		
2.5 DI (EBL, EDL, EDS, ESL, ESS)	85	116	2496	1997	2000	4ED	37069		
2.5 DI (EBL, EDS, ESL, ESS, EUS)	51	69	2496	1994	2000	4FA, 4FB, 4FC, 4FD	37069		
TRANSIT Bus (FD_, FB_, FS_, FZ_, FC_)									
2.0 DI (F_E_, F_F_, F_G_)	55	75	1998	2000	2006	D3FA	37079		
2.0 DI (F_E_, F_F_, F_G_)	63	86	1998	2000	2006	F3FA	37079		
2.0 DI (F_E_, F_F_, F_G_)	74	100	1998	2000	2006	ABFA	37079		
2.0 TDCi (F_F_, F_E_, F_G_)	92	125	1998	2002	2006	F1FA	37079		
2.3 16V RWD (F_B_, F_C_, F_A_)	107	146	2295	2000	2006	E5FA, E5FC	37079		
2.4 DI (F_B_, F_C_, F_A_)	66	90	2402	2000	2006	D2FA, D2FB	37079		
2.4 DI RWD (F_B_, F_C_)	55	75	2402	2000	2006	F4FA	37079		
2.4 DI RWD (F_B_, F_C_, F_A_)	88	120	2402	2000	2006	D4FA	37079		
2.4 TDCi	101	137	2402	2004	2006	H9FA	37079		
2.4 TDE	85	115	2402	2004	2006	FXFA	37079		
2.4 TDE (F_C_, F_B_, F_A_)	92	125	2402	2001	2006	DOFA	37079		
TRANSIT Bus (T_)									
2.0 Cat (TBS, TCL, TCS)	57	78	1993	1985	1992	N6T	37058		
2.5 D (TBS, TCL, TCS, TEL, TES)	50	68	2496	1985	1989	4AB	37058		
2.5 D (TBS, TEL, TES)	52	71	2496	1988	1992	4BA, 4CA	37058		
TRANSIT Platform/Chassis (E_)									
2.5 DI (EME/L/S, ENE/L/S)	56	76	2496	1994	2000	4HB, 4HC	37069		
2.5 DI (EML, ENE/L)	85	116	2496	1999	2000	4ED	37069		
2.5 DI (EML/S, ENL/S)	51	69	2496	1994	2000	4FA, 4FB, 4FC, 4FD	37069		
TRANSIT Platform/Chassis (FM_, FN_)									
2.0 DI (F_E_, F_F_)	55	75	1998	2000	2006	D3FA	37079		
2.0 DI (F_E_, F_F_)	63	86	1998	2000	2006	F3FA	37079		
2.0 DI (F_E_, F_F_)	74	100	1998	2000	2006	ABFA	37079		
2.0 TDCi (F_E_, F_F_)	92	125	1998	2002	2006	F1FA	37079		
2.3 16V (F_A_, F_B_, F_C_, F_D_)	107	146	2295	2001	2006	E5FA, E5FC	37079		
2.4 DI (F_A_, F_B_, F_C_, F_D_)	55	75	2402	2000	2006	F4FA	37079		
2.4 DI (F_A_, F_B_, F_C_, F_D_)	66	90	2402	2000	2006	D2FA, D2FE, D2FB	37079		
2.4 DI (F_A_, F_B_, F_C_, F_D_)	88	120	2402	2000	2006	D4FA	37079		
2.4 TDCi	101	137	2402	2004	2006	H9FA	37079		
2.4 TDE	85	115	2402	2004	2006	FXFA	37079		
2.4 TDE	92	125	2402	2001	2006	DOFA	37079		
TRANSIT Platform/Chassis (T_)									
2.0 Cat (TUL)	57	78	1993	1985	1992	N6T	37058		
2.5 D (TTL, TTS, TUL, TUS, TTE)	50	68	2496	1986	1989	4AB	37058		

FORD									
Make / Model	Kw	Cv	Cc	From	To	Engine / Cod. Motore	Part Number	Part Number	Part Number
TRANSIT Platform/Chassis (T_)									
2.5 DI (TTE, TTL, TTS, TUL)	52	71	2496	1988	1992	4BA, 4CA, 4BB, 4CB	37058		
TRANSIT Platform/Chassis (V_)									
2.5 D (VGL, VSL, VTL, VCS, VDS)	50	68	2496	1983	1986	4AB	37058		
TRANSIT TOURNEO Bus									
2.0	84	114	1998	1994	2000	NSH, NSF, NSG	37069		
2.4 D	55	74	2496	1994	2000	4HA	37069		
2.5 DI	51	69	2496	1994	2000	4FA, 4FB, 4FC, 4FD	37069		
2.5 DI	56	76	2496	1994	2000	4HB, 4HC	37069		
2.5 TD	63	85	2496	1994	2000	4GA, 4GB, 4GC, 4GD	37069		
2.5 TD	74	100	2496	1998	2000	4EB, 4EC	37069		
TRANSIT Van (E_)									
2.5 DI (EAL, EAS)	51	69	2496	1994	2000	4FA, 4FB, 4FC, 4FD	37069		
2.5 DI (EAL, EAS)	56	76	2496	1994	2000	4HB, 4HC	37069		
2.5 DI (EAL, EAS)	85	116	2496	1999	2000	4ED	37069		
TRANSIT Van (FA_)									
2.0 DI (FAE_ , FAF_ , FAG_)	55	75	1998	2000	2006	D3FA	37079		
2.0 DI (FAE_ , FAF_ , FAG_)	63	86	1998	2000	2006	F3FA	37079		
2.0 DI (FAE_ , FAF_ , FAG_)	74	100	1998	2000	2006	ABFA	37079		
2.0 TDCi	92	125	1998	2002	2006	F1FA	37079		
2.3 16V RWD (FAA_ , FAB_ , FAC_)	107	146	2295	2001	2006	E5FA, E5FC	37079		
2.4 DI (FAA_ , FAB_ , FAC_ , FAD_)	66	90	2402	2000	2006	D2FA, D2FB	37079		
2.4 DI RWD (FAA_ , FAB_ , FAC_ , FAD_)	55	75	2402	2000	2006	F4FA	37079		
2.4 DI RWD (FAA_ , FAB_ , FAC_ , FAD_)	88	120	2402	2000	2006	D4FA	37079		
2.4 TDCi	101	137	2402	2004	2006	H9FA	37079		
2.4 TDE	85	115	2402	2004	2006	FXFA	37079		
2.4 TDE	92	125	2402	2001	2006	DOFA	37079		
TRANSIT Van (T_)									
2.5 D (TAL, TAS, TGL, TWS)	50	68	2496	1986	1991	4AB	37058		
2.5 D (TAL, TAS, TGL, TWS)	52	71	2496	1988	1991	4BA, 4CA	37058		
TRANSIT Van (V_)									
2.5 D (WV)	50	68	2496	1983	1986	4AB	37058		

ISUZU									
Make / Model	Kw	Cv	Cc	From	To	Engine / Cod. Motore	Part Number	Part Number	Part Number
RODEO Closed Off-Road Vehicle									
3.2 V6 4WD	151	205	3165	1997	2004	6VD1 (DOHC)	37040		
TROOPER I (UBS)									
2.8 TD (UBS55)	71	97	2771	1987	1991	4JB1-T	37063		
2.8 TD (UBS55)	78	106	2771	1988	1991	4JB1-TC	37063		
TROOPER II (UB)									
3.2	130	177	3165	1991	1998	6VD1 (SOHC)	37061		
TROOPER II Open Off-Road Vehicle (UB)									
3.2	130	177	3165	1991	1998	6VD1 (SOHC)	37061		

JAGUAR									
Make / Model	Kw	Cv	Cc	From	To	Engine / Cod. Motore	Part Number	Part Number	Part Number
E-TYPE									
4.2 (Series2)	198	269	4235	1968	1971	XK 4.2 (82-87)	37006		
XJ									
6 4.2	151	205	4235	1979	1987	XK 4.2 (82-87)	37012		
XJ (X300, X330)									
6 3.2	155	211	3239	1994	1997	9JPGRB	37069		
6 Sovereign 4.0	177	241	3980	1994	1997	9JPFRB	37069		
R Super Charged 4.0	235	320	3980	1994	1997	9KPDRB	37069		
XJ (XJ40, XJ81)									
3.6	136	185	3590	1986	1989	9DPANA	37008		
6 2.9	108	147	2919	1986	1990	AJ 6 (2.9, KAT)	37008		
6 2.9	117	159	2919	1986	1990	AJ 6 (2.9)	37008		
6 2.9	123	167	2919	1986	1990	AJ 6 (2.9)	37008		

JAGUAR									
Make / Model	Kw	Cv	Cc	From	To	Engine / Cod. Motore	Part Number	Part Number	Part Number
XJ (XJ40, XJ81)									
6 3.2 24V	146	199	3239	1990	1994	9BPMNA	37008		
6 3.6	145	197	3590	1986	1989	9DPANA	37008		
6 3.6	156	212	3590	1986	1989	AJ 6 (3.6, 156KW), 9DPANA	37008		
6 4.0	163	222	3980	1989	1994	9EPCNA	37008		
V12 6.0	229	311	5993	1993	1994	8C (92-94)	37008		

JEEP									
Make / Model	Kw	Cv	Cc	From	To	Engine / Cod. Motore	Part Number	Part Number	Part Number
COMPASS (MK49)									
2.0 CRD	103	140	1968	2006		ECD, ECE	37102		
2.0 CRD 4x4	103	140	1968	2006		ECE	37102		

KIA									
Make / Model	Kw	Cv	Cc	From	To	Engine / Cod. Motore	Part Number	Part Number	Part Number
RIO Hatchback (DC)									
1.3	55	75	1343	2000	2005	A3E	37082		
1.3	60	82	1343	2000	2005	A3E	37082		
1.5 16V	71	97	1493	2002	2005	A5D	37082		
1.5 16V	72	98	1493	2000	2005	A5D	37082		

RIO Saloon (DC_)									
Make / Model	Kw	Cv	Cc	From	To	Engine / Cod. Motore	Part Number	Part Number	Part Number
1.3	55	75	1343	2000	2005	A3E	37082		
1.3	60	82	1343	2002	2005	A3E	37082		
1.5 16V	72	98	1493	2000	2005	A5D	37082		

SPORTAGE SUV (K00)									
Make / Model	Kw	Cv	Cc	From	To	Engine / Cod. Motore	Part Number	Part Number	Part Number
2.0	87	118	1998	2000	2003	FE (16V)	37085		
2.0 4WD	87	118	1998	2000	2003	FE (16V)	37085		
2.0 i 16V	94	128	1998	1999	2003	FE (16V)	37085		
2.0 i 16V 4WD	94	128	1998	1994	2003	FE (16V)	37085		
2.0 i 4WD	70	95	1998	1994	1999	FE (8V)	37085		
2.0 TD 4WD	61	83	1998	1997	2003	RF	37085		

LANCIA									
Make / Model	Kw	Cv	Cc	From	To	Engine / Cod. Motore	Part Number	Part Number	Part Number
DEDRA (835_)									
1.6 16V (835EI)	76	103	1581	1996	1999	182 A4.000	37069		
1.8 16V LE (835FG)	83	113	1747	1996	1999	182 A2.000	37069		
1.8 GT 16V (835EH)	96	131	1747	1996	1999	183 A1.000	37069		

DEDRA SW (835_)									
Make / Model	Kw	Cv	Cc	From	To	Engine / Cod. Motore	Part Number	Part Number	Part Number
1.6 16V (835EI)	76	103	1581	1996	1999	182 A4.000	37069		
1.8 16V LE (835FG)	83	113	1747	1996	1999	182 A2.000	37069		
1.8 GT 16V (835EH)	96	131	1747	1996	1999	183 A1.000	37069		
1.9 TDS (835EE, 835EF)	66	90	1929	1994	1999	160 D1.000, 835 A4.000	37069		

DELTA II (836_)									
Make / Model	Kw	Cv	Cc	From	To	Engine / Cod. Motore	Part Number	Part Number	Part Number
1.6 i.e. (836AP)	66	90	1581	1996	1999	182 A6.000	37069		
1.6 i.e. 16V (836AO)	76	103	1581	1996	1999	182 A4.000	37069		
1.8 i.e. 16V GT (836AR)	96	131	1747	1996	1999	183 A1.000	37069		
1.9 TD (836AM, 836AN)	66	90	1929	1994	1999	160 D1.000, 835 A4.000	37069		

KAPPA (838_)									
Make / Model	Kw	Cv	Cc	From	To	Engine / Cod. Motore	Part Number	Part Number	Part Number
2.0 16V Turbo (838AB1AA)	151	205	1995	1995	2001	838 A4.000	37069		
2.0 20V (838AA1AA)	107	146	1998	1994	2001	838 A1.000	37069		
2.0 20V (838AG1AA, 838AG11A)	114	155	1998	1996	2001	838 A6.000	37069		
2.0 20V Turbo (838AM1AA)	162	220	1998	1998	2001	175 A3.000	37069		
2.4 20V (838AC1AA, 838AC11A)	129	175	2446	1994	2001	838 A2.000, 838 A2.027	37069		
2.4 JTD (838AL1AA)	100	136	2387	1998	2001	838 A8.000	37069		
2.4 T.DS (838AE1AA, 838AH1AA)	91	124	2387	1994	2001	838 A3.000, 838 A7.000	37069		
3.0 24V (838AD1AA, 838AD11A, 838XD1AA, 838ZD1AA)	150	204	2959	1994	2001	838 B.000	37069		

KAPPA Coupe (838_)									
Make / Model	Kw	Cv	Cc	From	To	Engine / Cod. Motore	Part Number	Part Number	Part Number
2.0 16V Turbo (838CB)	151	205	1995	1996	2001	838 A4.000	37069		
2.0 20V Turbo (838CM)	162	220	1998	1998	2001	175 A3.000	37069		

LANCIA									
Make / Model	Kw	Cv	Cc	From	To	Engine / Cod. Motore	Part Number	Part Number	Part Number
KAPPA Coupe (838_)									
2.4 20V (838CC)	129	175	2446	1996	2001	838 A2.000	37069		
3.0 24V (838CD, 838CD11A)	150	204	2959	1996	2001	838 B.000	37069		
KAPPA SW (838_)									
2.0 16V Turbo (838BB1AA)	151	205	1995	1996	2001	838 A4.000	37069		
2.0 20V (838BG1AA)	114	155	1998	1996	2001	838 A6.000	37069		
2.0 20V Turbo (838BM1AA)	162	220	1998	1998	2001	175 A3.000	37069		
2.4 20V (838BC1AA, 838BC11A)	129	175	2446	1996	2001	838 A2.000	37069		
2.4 JTD (838BL1AA)	100	136	2387	1998	2001	838 A8.000	37069		
2.4 T.DS (838BH1AA)	91	124	2387	1996	2001	838 A3.000, 838 A7.000	37069		
3.0 24V (838BD11A)	150	204	2959	1996	2001	838 B.000	37069		
LYBRA (839_)									
1.6	76	103	1596	2000	2005	182 B6.000	37069		
1.6 16V (839AXA1A)	76	103	1581	1999	2005	182 A4.000	37069		
1.8 16V (839AXB1A, 839AXG1A)	96	131	1747	1999	2005	839 A9.000, 839 A7.000,...	37069		
LYBRA SW (839_)									
1.6 (839.BXF1A)	76	103	1596	2000	2005	182 B6.000	37069		
1.6 16V (839BXA1A)	76	103	1581	1999	2005	182 A4.000	37069		
1.8 16V (839BXB1A, 839BXG1A)	96	131	1747	1999	2005	839 A7.000, 839 A4.000	37069		
THEMA (834_)									
2500 Turbo DS (834AE)	85	115	2499	1988	1992	8144.97	37069		
2500 Turbo DS (834AM)	77	105	2500	1988	1992	8144.97S	37069		
2500 Turbo DS (834FE, 834LE)	85	116	2500	1992	1994	8144.97 Y	37069		
2850 V6 i.e. (834AD, 834CD, 834BD)	108	147	2849	1988	1992	834 E.146	37069		
2850 V6 i.e. (834F)	110	150	2849	1984	1988	834 E.146, 834 E.000	37069		
3000 V6 (834GD, 834FD)	126	171	2959	1992	1994	834 F.000	37069		
8.32 (834F)	158	215	2927	1987	1989	F 105 L	37069		
8.32 (834FS)	151	205	2927	1987	1992	F 105 L.046	37069		
THEMA SW (834_)									
2500 Turbo DS (834AE)	85	115	2499	1988	1992	8144.97	37069		
2500 Turbo DS (834AM)	77	105	2500	1988	1992	8144.97S	37069		
2500 Turbo DS (834D)	74	101	2445	1987	1990	8144.91	37069		
3000 V6 (834GD, 834FD)	126	171	2959	1992	1994	834 F.000	37069		
Y (840_)									
1.4 12V (840AB)	59	80	1370	1996	2003	840 A2.000	37069		
1.4 12V (840AC)	55	75	1370	1996	2003	840 A4.000	37069		

LAND ROVER									
Make / Model	Kw	Cv	Cc	From	To	Engine / Cod. Motore	Part Number	Part Number	Part Number
DEFENDER Station Wagon (L316)									
2.5 TDI 4x4 (L316)	83	113	2495	1990	1998	23 L, 11 L, 16 L	37010		
DISCOVERY I (LJ)									
2.5 TDI 4x4	83	113	2495	1989	1998	12 L, 19 L, 21 L, 17 L	37010		
2.5 TDI 4x4	90	122	2495	1993	1998	19 L, 17 L, 22 L	37010		
DISCOVERY III (L319)									
2.7 TD 4x4	140	190	2720	2004	2009	276DT	37106		
RANGE ROVER I									
3.5 4x4	97	132	3528	1970	1981	11 D	37017		
RANGE ROVER II (P38A)									
2.5 D 4x4	100	136	2497	1994	2002	25 6T (BMW)	37069		
RANGE ROVER III (L322)									
4.4 4x4	210	286	4398	2002	2005	M62 B44	37101		
4.4 4x4	225	306	4394	2005	2012	448PN	37101		
RANGE ROVER SPORT (L320)									
2.7 D 4x4	140	190	2720	2005	2013	276DT	37106		

LEXUS									
Make / Model	Kw	Cv	Cc	From	To	Engine / Cod. Motore	Part Number	Part Number	Part Number
LX (UZJ100)									
470 (UZJ100)	173	235	4664	1998	2008	2UZ-FE	37081		

MAZDA									
Make / Model	Kw	Cv	Cc	From	To	Engine / Cod. Motore	Part Number	Part Number	Part Number
3 (BK)									
1.3 (BK14)	62	84	1349	2003	2009	ZJ32, ZJ07, ZJ30	37105		
1.6 (BK14)	77	105	1598	2003	2009	Z601, Z627	37105		
2.0	110	150	1999	2003	2009	LFDE, LF50, LF72, LFN7,...	37105		
2.3 MPS Turbo (BK14)	191	260	2261	2006	2009	L3M6	37105		
3 Saloon (BK)									
1.6	77	105	1598	2004	2009	Z601, Z627	37105		

MERCEDES-BENZ									
Make / Model	Kw	Cv	Cc	From	To	Engine / Cod. Motore	Part Number	Part Number	Part Number
124 Convertible (A124)									
300 CE-24 (124.061)	162	220	2960	1992	1993	M 104.980	37044	37067	
300 CE-24 (124.061)	170	231	2960	1992	1993	M 104.980	37044	37067	
124 Coupe (C124)									
220 CE (124.042)	110	150	2199	1992	1993	M 111.960	37054	37066	37068
230 CE (124.043)	100	136	2298	1987	1992	M 102.982	37044	37054	37066
230 CE Cat (124.043)	97	132	2298	1989	1992	M 102.982	37044	37054	37066
300 CE (124.050)	132	180	2960	1987	1993	M 103.983	37044	37067	
300 CE-24 (124.051)	162	220	2960	1989	1992	M 104.980	37044	37067	
300 CE-24 (124.051)	170	231	2960	1989	1992	M 104.980	37044	37067	
320 CE (124.052)	162	220	3199	1992	1993	M 104.992	37054	37066	37068
124 Saloon (W124)									
200	77	105	1996	1986	1992	M 102.922	37044	37066	
200 (124.020)	80	109	1996	1985	1990	M 102.922	37044	37066	
200 D (124.120)	53	72	1997	1984	1989	OM 601.912	37068		
200 D (124.120)	55	75	1997	1989	1993	OM 601.912	37044	37066	37068
200 E (124.019)	100	136	1998	1992	1993	M 111.940	37054	37066	37068
200 E (124.021)	87	118	1996	1988	1993	M 102.963	37044	37054	37066
200 E (124.021)	90	122	1996	1988	1989	M 102.963	37044	37054	37066
220 E (124.022)	110	150	2199	1992	1993	M 111.960	37054	37066	37068
230 E (124.023)	100	136	2298	1985	1993	M 102.982	37044	37054	37066
230 E Cat (124.023)	97	132	2298	1989	1993	M 102.982	37044	37054	37066
250 D (124.125)	66	90	2497	1985	1993	OM 602.912	37044	37054	37066
250 D (124.125)	69	94	2497	1989	1993	OM 602.912	37044	37054	37066
250 Turbo-D (124.128)	93	126	2497	1988	1993	OM 602.962	37044	37066	37067
							37068		
260 E (124.026)	118	160	2597	1985	1992	M 103.940	37044	37067	
260 E (124.026)	122	166	2597	1985	1989	M 103.940	37044	37067	
260 E 4-matic (124.226)	118	160	2597	1986	1992	M 103.943	37067		
280 E (124.028)	145	197	2799	1992	1993	M 104.942	37054	37066	37068
300 D (124.130)	80	109	2996	1984	1989	OM 603.912	37044	37054	37066
300 D (124.130)	83	113	2996	1989	1993	OM 603.912	37044	37054	37066
300 D 4-matic (124.330)	83	113	2996	1989	1993	OM 603.913	37044		
300 E	138	188	2960	1985	1985	M 103.980	37044	37067	
300 E (124.030)	132	180	2960	1985	1992	M 103.983	37044	37067	
300 E 4-matic (124.230)	132	180	2960	1986	1993	M 103.985	37044	37067	
300 E-24 (124.031)	162	220	2960	1988	1992	M 104.980	37044	37067	
300 Turbo-D (124.133)	105	143	2996	1986	1988	OM 603.960, OM 603.963	37068		
300 Turbo-D (124.133)	108	147	2996	1988	1993	OM 603.960	37044	37054	37066
							37067	37068	
300 Turbo-D 4-matic (124.333)	105	143	2996	1986	1988	OM 603.960, OM 603.963	37068		
300 Turbo-D 4-matic (124.333)	108	147	2996	1988	1993	OM 603.963	37044	37067	37068
320 E (124.032)	162	220	3199	1992	1993	M 104.992	37054	37066	37068
400 E 4.2 (124.034)	205	279	4196	1992	1993	M 119.975	37054	37066	37068
500 E (124.036)	240	326	4973	1991	1993	M 119.974	37068		
124 T-Model (S124)									
200 T (124.080)	77	105	1996	1986	1990	M 102.922	37044	37066	
200 T (124.080)	80	109	1996	1985	1989	M 102.922	37044	37066	
200 T D (124.180)	53	72	1997	1985	1991	OM 601.912	37068		

MERCEDES-BENZ

Make / Model	Kw	Cv	Cc	From	To	Engine / Cod. Motore	Part Number	Part Number	Part Number
124 T-Model (S124)									
200 T D (124.180)	55	75	1997	1988	1991	OM 601.912	37044	37066	37068
200 TE	90	122	1996	1988	1989	M 102.962	37044	37054	37066
200 TE (124.079)	100	136	1998	1986	1993	M 111.940	37054	37066	37068
200 TE (124.081)	87	118	1996	1988	1992	M 102.963	37044	37054	37066
220 TE (124.082)	110	150	2199	1992	1993	M 111.960	37054	37066	37068
230 TE (124.083)	100	136	2298	1985	1992	M 102.982	37044	37054	37066
230 TE Cat (124.083)	97	132	2298	1989	1992	M 102.982	37044	37054	37066
250 T D (124.185)	66	90	2497	1985	1993	OM 602.912	37044	37054	37066
250 T D (124.185)	69	94	2497	1989	1993	OM 602.912	37054	37066	
250 TD Turbo (124.188)	93	126	2497	1988	1993	OM 602.962	37044	37066	37067
								37068	
260 TE FGST.	118	160	2597	1986	1993	M 103.940	37044	37067	
280 TE (124.088)	145	197	2799	1992	1993	M 104.942	37054	37066	37068
300 T D (124.190)	80	109	2996	1986	1993	OM 603.912	37044	37054	37066
300 T D (124.190)	83	113	2996	1989	1993	OM 603.912	37044	37054	37066
300 T Turbo-D	105	143	2996	1986	1989	OM 603.960, OM 603.963	37068		
300 T Turbo-D (124.193)	108	147	2996	1989	1993	OM 603.960	37044	37054	37066
								37067	37068
300 T Turbo-D 4-matic (124.393)	105	143	2996	1986	1989	OM 603.963	37068		
300 T Turbo-D 4-matic (124.393)	108	147	2996	1989	1993	OM 603.960	37068		
300 TE (124.090)	132	180	2960	1986	1992	M 103.983	37044	37067	
300 TE (124.090)	138	188	2960	1986	1989	M 103.983	37044	37067	
300 TE 4-matic (124.290)	132	180	2960	1986	1993	M 103.985	37044	37067	
300 TE-24 (124.091)	162	220	2960	1989	1992	M 104.980	37044	37067	
300 TE-24 (124.091)	170	231	2960	1989	1992	M 104.980	37044	37067	
320 TE (124.092)	162	220	3199	1992	1993	M 104.992	37054	37066	37068
190 (W201)									
2.0 (201.023)	75	102	1996	1986	1990	M 102.924	37044		
2.0 (201.023)	77	105	1996	1983	1990	M 102.924	37044		
D 2.0 (201.122)	53	72	1997	1983	1989	OM 601.911	37044		
D 2.0 (201.122)	55	75	1997	1989	1993	OM 601.911	37044		
D 2.5 (201.126)	66	90	2497	1985	1993	OM 602.911	37044		
D 2.5 (201.126)	69	94	2497	1989	1993	OM 602.911	37044		
E 1.8 (201.018)	80	109	1797	1990	1993	M 102.910	37044		
E 2.0	87	118	1996	1985	1993	M 102.962	37044		
E 2.3	97	132	2298	1986	1991	M 102.985	37044		
E 2.3 (201.028)	100	136	2298	1986	1993	M 102.985	37044		
E 2.3-16	125	170	2298	1985	1987	M 102.983	37044		
E 2.3-16	130	177	2298	1985	1988	M 102.983	37044		
E 2.3-16 (201.034)	136	185	2298	1984	1987	M 102.983	37044		
E 2.5-16 Evolution II	173	235	2498	1990	1993	M 102.992	37076		
E 2.6 (201.029)	118	160	2597	1986	1993	M 103.942	37044	37067	
Turbo-D 2.5 (201.128)	93	126	2497	1988	1993	OM 602.961	37044	37067	
A-CLASS (W168)									
A 140 (168.031, 168.131)	60	82	1397	1997	2004	M 166.940	37077		
A 140 (168.031, 168.131)	60	82	1598	2001	2004	M 166.960	37077		
A 160 (168.033, 168.133)	75	102	1598	1997	2004	M 166.960	37077		
A 160 CDI (168.006)	55	75	1689	2001	2004	OM 668.940	37077		
A 160 CDI (168.007)	44	60	1689	1998	2001	OM 668.941	37077		
A 170 CDI (168.008)	66	90	1689	1998	2001	OM 668.940	37077		
A 170 CDI (168.009, 168.109)	70	95	1689	2001	2004	OM 668.942	37077		
A 190 (168.032, 168.132)	92	125	1898	1999	2004	M 166.990	37077		
A 210 (168.035, 168.135)	103	140	2084	2001	2004	M 166.995	37077		
C-CLASS (W202)									
C 180 (202.018)	89	121	1799	1994	2000	M 111.921	37052		
C 180 (202.018)	90	122	1799	1993	2000	M 111.921, M 111.920	37052	37054	37066
							37068		
C 200 (202.020)	100	136	1998	1994	2000	M 111.945, M 111.941	37052	37054	37068

MERCEDES-BENZ

Make / Model	Kw	Cv	Cc	From	To	Engine / Cod. Motore	Part Number	Part Number	Part Number
C-CLASS (W202)									
C 200 D (202.120)	55	75	1997	1993	2000	OM 601.913	37054	37066	37068
C 200 Kompressor (202.025)	132	180	1998	1995	2000	M 111.944	37052		
C 200 Kompressor (202.025)	141	192	1998	1996	2000	M 111.944	37052		
C 220 (202.022)	110	150	2199	1993	2000	M 111.961	37052	37054	37066
							37068		
C 220 D (202.021)	55	75	2155	1996	2000	OM 604.910	37068		
C 220 D (202.121)	70	95	2155	1993	2000	OM 604.910	37054	37066	37068
C 230 (202.023)	110	150	2295	1996	1997	M 111.974	37052		
C 230 Kompressor (202.024)	142	193	2295	1995	2000	M 111.975	37052		
C 250 D (202.125)	83	113	2497	1993	2000	OM 605.910	37054	37066	37068
C 250 Turbo-D (202.128)	110	150	2497	1995	2000	OM 605.960	37068		
C 280 (202.028)	142	193	2799	1993	2000	M 104.941	37054	37066	37068
C 36 AMG (202.028)	206	280	3606	1994	2000	M 104.941 (AMG 3.6)	37054	37066	37068
C-CLASS (W203)									
C 200 CDI (203.004)	75	102	2148	2001	2003	OM 611.962	37097		
C 200 CDI (203.004)	85	116	2148	2000	2003	OM 611.962	37097		
C 200 CDI (203.007)	90	122	2148	2003	2007	OM 646.962, OM 646.963	37097		
C 220 CDI (203.006)	100	136	2148	2000	2007	OM 611.962	37097		
C 220 CDI (203.006)	105	143	2148	2000	2007	OM 646.963, OM 611.962	37097		
C 220 CDI (203.008)	110	150	2148	2003	2007	OM 646.963	37097		
C 270 CDI (203.016)	125	170	2685	2000	2007	OM 612.962	37097		
C-CLASS Coupe (CL203)									
C 200 CDI (203.707)	90	122	2148	2003	2008	OM 646.962	37097		
C 200 CGI Kompressor (203.743)	125	170	1796	2003	2008	M 271.942	37097		
C 220 CDI (203.708)	110	150	2148	2004	2008	OM 646.963	37097		
C-CLASS T-Model (S202)									
C 180 T (202.078)	90	122	1799	1996	2000	M 111.921, M 111.920	37054	37066	37068
C 180 T (202.081)	95	129	1998	2000	2001	M 111.952	37052		
C 200 T (202.080)	100	136	1998	1996	2001	M 111.945, M 111.941	37052	37054	37068
C 200 T Kompressor (202.082)	141	192	1998	1996	2001	M 111.944	37052		
C 200 T Kompressor (202.087)	120	163	1998	2000	2001	M 111.956	37052		
C 220 T D (202.182)	55	75	2155	1996	2001	OM 604.910	37068		
C 220 T D (202.182)	70	95	2155	1998	2000	OM 604.910	37054	37066	37068
C 230 T (202.083)	110	150	2295	1996	1998	M 111.974	37052		
C 230 T Kompressor (202.085)	142	193	2295	1997	2000	M 111.975	37052		
C 250 T Turbo-D (202.188)	110	150	2497	1996	2001	OM 605.960	37068		
C-CLASS T-Model (S203)									
C 200 CDI (203.204)	85	116	2148	2001	2007	OM 611.962	37097		
C 200 CDI (203.204, 203.207)	75	102	2148	2001	2007	OM 646.962, OM 611.962	37097		
C 200 CDI (203.207)	90	122	2148	2003	2007	OM 646.962, OM 646.963	37097		
C 220 CDI (203.206)	105	143	2148	2001	2007	OM 611.962	37097		
C 220 CDI (203.208)	100	136	2149	2006	2007	OM 646.963	37097		
C 220 CDI (203.208)	110	150	2148	2004	2007	OM 646.963	37097		
C 270 CDI (203.216)	125	170	2685	2001	2007	OM 612.962	37097		
CLC-CLASS (CL203)									
CLC 200 CDI (203.707)	90	122	2148	2008	2011	OM 646.962	37097		
CLC 220 CDI (203.708)	110	150	2148	2008	2011	OM 646.963	37097		
CLK (C208)									
200 (208.335)	100	136	1998	1997	2002	M 111.945	37052		
200 Kompressor (208.344)	120	163	1998	2000	2002	M 111.956	37052		
200 Kompressor (208.345)	141	192	1998	1997	2000	M 111.944	37052		
230 Kompressor (208.347)	142	193	2295	1997	2000	M 111.973, M 111.975	37052		
230 Kompressor (208.348)	145	197	2295	2000	2002	M 111.982	37052		
CLK (C209)									
220 CDI (209.308)	100	136	2148	2005	2009	OM 646.966	37097		
220 CDI (209.308)	110	150	2148	2005	2009	OM 646.966	37097		
270 CDI (209.316)	125	170	2685	2002	2009	OM 612.967, OM 612.962	37097		
280 (209.354)	170	231	2996	2005	2009	M 272.940	37097		
CLK Convertible (A208)									
200 (208.435)	100	136	1998	1998	2002	M 111.945, M 111.941	37052		

MERCEDES-BENZ

Make / Model	Kw	Cv	Cc	From	To	Engine / Cod. Motore	Part Number	Part Number	Part Number
CLK Convertible (A208)									
200 Kompressor (208.444)	120	163	1998	2000	2002	M 111.956	37052		
200 Kompressor (208.445)	141	192	1998	1998	2000	M 111.944	37052		
230 Kompressor (208.447)	142	193	2295	1998	2000	M 111.973, M 111.975	37052		
230 Kompressor (208.448)	145	197	2295	2000	2002	M 111.982	37052		
E-CLASS (W124)									
E 200 (124.019)	100	136	1998	1993	1995	M 111.940	37054	37066	37068
E 200 D (124.120)	55	75	1997	1993	1995	OM 601.912	37044	37066	37068
E 220 (124.022)	110	150	2199	1993	1995	M 111.960	37054	37066	37068
E 250 D (124.126, 124.129)	83	113	2497	1993	1995	OM 605.911	37054	37066	37068
E 250 Turbo-D (124.128)	93	126	2497	1993	1995	OM 602.962	37044	37066	37067
							37068		
E 280 (124.028)	145	197	2799	1993	1995	M 104.942	37054	37066	37068
E 280 (124.029)	142	193	2799	1993	1995	M 104.942	37054	37066	37068
E 300 4-matic (124.230)	132	180	2960	1993	1995	M 103.985	37044	37067	
E 300 D (124.131)	100	136	2996	1993	1995	OM 606.910	37054	37066	37068
E 300 Turbo-D (124.133)	108	147	2996	1993	1995	OM 603.960	37068		
E 300 Turbo-D 4-matic (124.333)	108	147	2996	1993	1995	OM 603.963	37044	37067	37068
E 320 (124.032)	162	220	3199	1993	1995	M 104.992	37054	37066	37068
E 420 (124.034)	205	279	4196	1993	1995	M 119.975	37054	37066	37068
E 500 (124.036)	235	320	4973	1993	1995	M 119.974	37068		
E 60 AMG (124.036)	280	381	5956	1994	1995	M 119.974 (AMG 6.0)	37068		
E-CLASS (W210)									
E 200 (210.035)	100	136	1998	1995	2000	M 111.942	37052		
E 200 Kompressor (210.045)	137	186	1998	1997	2002	M 111.947	37052		
E 230 (210.037)	110	150	2295	1995	1997	M 111.970	37052		
E-CLASS Convertible (A124)									
E 200 (124.060)	100	136	1998	1993	1998	M 111.940	37054	37066	37068
E 220 (124.062)	110	150	2199	1993	1998	M 111.960	37054	37066	37068
E 320 (124.066)	162	220	3199	1993	1998	M 104.992	37054	37066	37068
E 36 AMG (124.066)	200	272	3606	1994	1998	M 104.992 (AMG 3.6)	37054	37066	37068
E-CLASS Coupe (C124)									
E 200 (124.040)	100	136	1998	1993	1997	M 111.940	37054	37066	37068
E 220 (124.042)	110	150	2199	1993	1997	M 111.960	37054	37066	37068
E 320 (124.052)	162	220	3199	1993	1997	M 104.992	37054	37066	37068
E 36 AMG (124.052)	200	272	3606	1994	1997	M 104.992 (AMG 3.6)	37054	37066	37068
E-CLASS T-Model (S124)									
E 200 T (124.079)	100	136	1998	1993	1996	M 111.940	37054	37066	37068
E 220 T (124.082)	110	150	2199	1993	1996	M 111.960	37054	37066	37068
E 250 TD (124.186)	83	113	2497	1993	1996	OM 605.911	37054	37066	37068
E 250 Turbo D	93	126	2497	1993	1996	OM 602.962	37044	37066	37067
							37068		
E 280 T (124.088)	142	193	2799	1993	1996	M 104.942	37054	37066	37068
E 280 T (124.088)	145	197	2799	1993	1996	M 104.942	37068		
E 300 T Turbo-D (124.193)	108	147	2996	1993	1996	OM 603.960	37044	37054	37066
							37067	37068	
E 300 T Turbo-D 4-matic (124.393)	108	147	2996	1993	1996	OM 603.963	37044	37067	37068
E 300 TD (124.191)	100	136	2996	1993	1996	OM 606.910	37054	37066	37068
E 320 T (124.092)	162	220	3199	1993	1996	M 104.992	37054	37066	37068
E 36 T AMG (124.092)	200	272	3606	1994	1996	M 104.992 (AMG 3.6)	37054	37066	37068
E-CLASS T-Model (S210)									
E 200 T (210.235)	100	136	1998	1996	2000	M 111.942	37052		
E 200 T Kompressor (210.245)	137	186	1998	1997	2003	M 111.947	37052		
E 230 T (210.237)	110	150	2295	1996	1997	M 111.970	37052		
G-CLASS (W460)									
250 GD (460,3)	62	84	2497	1987	1992	OM 602.930	37044	37054	37066
250 GD (460,3)	68	92	2497	1988	1992	OM 602.930	37044	37054	37066
G-CLASS (W461)									
230 GE (461)	92	125	2298	1993	2000	M 102.996, M 102.997	37044	37054	37066
230 GE (461.238, 461.239)	90	122	2298	1989	1996	M 102.979	37054	37066	

MERCEDES-BENZ

Make / Model	Kw	Cv	Cc	From	To	Engine / Cod. Motore	Part Number	Part Number	Part Number
G-CLASS (W461)									
250 GD (461)	68	92	2497	1990	1993	OM 602.939	37044	37054	37066
290 GD/G 290 D (461.337, 461.338)	70	95	2874	1993	2000	OM 602.942	37044	37054	37066
G 290 TD (461.335, 461.336)	88	120	2874	1997		OM 602.983	37054		
G-CLASS (W463)									
200 GE (463.220)	85	116	1996	1990	1993	M 102.965	37044	37054	37066
230 GE (463.224, 463.225)	93	126	2298	1990	1993	M 102.989	37044	37054	37066
250 GD (463.324, 463.325)	69	94	2497	1990	1992	OM 602.931	37044	37054	37066
300 GD / G 300 (463.327, 463.328)	83	113	2996	1989	1993	OM 603.931	37044	37054	
300 GE (463.227, 463.228)	125	170	2960	1989	1993	M 103.987	37044	37054	37066
350 Turbo GD (463.320, 463.321)	100	136	3449	1991	1996	OM 603.972	37054	37066	
G 320 (463.230, 463.231)	155	211	3199	1994	1997	M 104.996	37054		
G-CLASS Cabrio (W463)									
230 GE (463.204)	93	126	2298	1990	1993	M 102.989	37044	37054	37066
300 GD / G 300 (463.307)	83	113	2996	1990	1997	OM 603.931	37044	37054	
300 GE (463.207)	125	170	2960	1989	1997	M 103.987	37044	37054	37066
320 GE (463.208)	155	211	3199	1994	1997	M 104.996	37054		
350 G Turbo-D (463.300)	100	136	3449	1991	1997	OM 603.972	37054	37066	
G 300 TD (463.308)	130	177	2996	1996	2000	OM 606.964	37054		
S-CLASS (W126)									
260 SE (126.020)	118	160	2599	1985	1991	M 103.941	37044		
300 SE, SEL (126.024, 126.025)	132	180	2960	1986	1991	M 103.981	37044	37067	
S-CLASS (W140)									
300 SE 2.8 (140.028)	145	197	2799	1993	1998	M 104.944	37054	37066	37068
300 SE, SEL/S320 (140.032, 140.033)	170	231	3199	1991	1998	M 104.990, M 104.994	37054	37066	37068
400 SE, SEL/S420 (140.042, 140.043)	210	286	4196	1991	1998	M 119.971	37068	37073	
500 SE, SEL (140.050, 140.051)	240	326	4973	1991	1998	M 119.970	37054	37066	37068
							37073		
600 SE, SEL (140.056, 140.057)	300	408	5987	1991	1992	M 120.982, M 120.980	37054	37066	37068
S 280 (140.028)	142	193	2799	1993	1998	M 104.944	37054	37066	37068
S 300 Turbo-D (140.135)	130	177	2996	1996	1998	OM 606.961	37054	37066	37068
S 350 Turbo-D (140.134)	110	150	3449	1993	1998	OM 603.971	37054	37066	37068
S 420 (140.042)	205	279	4196	1993	1998	M 119.971	37068	37073	
S 500 (140.050, 140.051)	235	320	4973	1993	1998	M 119.970, M 119.980	37054	37066	37068
							37073		
S 600 (140.056, 140.057)	290	394	5987	1993	1998	M 120.982, M 120.980	37054	37066	37068
S-CLASS Coupe (C140)									
500 SEC / CL 500 (140.070)	235	320	4973	1992	1999	M 119.970, M 119.980	37054	37066	37068
							37073		
SEC/CL 420 (140.063)	205	279	4196	1994	1999	M 119.971, M 119.981	37054	37066	37068
							37073		
SEC/CL 600 (140.076)	290	394	5987	1992	1999	M 120.982, M 120.980	37054	37066	37068
SL (R107)									
300 SL (107.041)	132	180	2960	1985	1989	M 103.982	37044		
300 SL (107.041)	138	188	2960	1985	1989	M 103.982	37044		
SL (R129)									
280 (129.058)	142	193	2799	1993	2001	M 104.943	37054	37066	37068
300 SL-24 (129.061)	170	231	2960	1989	1993	M 104.981	37044	37067	
320 (129.063)	170	231	3199	1993	2001	M 104.991	37054	37066	37068
500 (129.067)	235	320	4973	1992	2001	M 119.982, M 119.972	37054	37066	37068
600 (129.076)	290	394	5987	1992	2001	M 120.981, M 120.983	37068		
SLK (R170)									
200 (170.435)	100	136	1998	1996	2000	M 111.946	37052		
200 Kompressor (170.444)	120	163	1998	2000	2004	M 111.958	37052		
200 Kompressor (170.445)	141	192	1998	1996	2000	M 111.943	37052		
230 Kompressor (170.447)	142	193	2295	1996	2000	M 111.973	37052		
230 Kompressor (170.449)	145	197	2295	2000	2004	M 111.983	37052		
T1 Bus (601)									
208 D 2.3	60	82	2299	1988	1996	OM 601.940	37044	37054	37066

MERCEDES-BENZ

Make / Model	Kw	Cv	Cc	From	To	Engine / Cod. Motore	Part Number	Part Number	Part Number
T1 Bus (601)									
208 D 2.3 (601.371, 601.372, 601.376, 601.377)	58	79	2299	1988	1996	OM 601.940	37044	37054	37066
210 2.3	77	105	2298	1989	1996	M 102.945	37044	37054	
210 D 2.8	70	95	2874	1988	1996	OM 602.940	37044	37054	37066
210 D 2.8	72	98	2874	1988	1996	OM 602.940	37044	37054	37066
T1 Bus (602)									
308 D 2.3	58	79	2299	1990	1996	OM 601.940	37044	37054	37066
308 D 2.3	60	82	2299	1989	1996	OM 601.940	37044	37054	37066
310 D 2.9	70	95	2874	1989	1996	OM 602.940	37044	37054	37066
T1 Platform/Chassis (601)									
208 D 2.3	58	79	2299	1988	1996	OM 601.940	37044	37054	37066
208 D 2.3	60	82	2299	1989	1996	OM 601.940	37044	37054	37066
210 D 2.8	72	98	2874	1988	1996	OM 602.940	37044	37054	37066
210 D 2.9	70	95	2874	1988	1996	OM 602.940	37044	37054	37066
T1 Platform/Chassis (602)									
308 D 2.3	58	79	2299	1989	1996	OM 601.940	37044	37054	37066
308 D 2.3	60	82	2299	1989	1996	OM 601.940	37044	37054	37066
310 D 2.9	70	95	2874	1989	1996	OM 602.940	37044	37054	37066
310 D 2.9	72	98	2874	1989	1996	OM 602.940	37044	37054	37066
T1 Van (601, 611)									
208 D 2.3	58	79	2299	1988	1996	OM 601.940	37044	37054	37066
210 2.3	77	105	2298	1989	1996	M 102.945	37044	37054	
210 D 2.8	70	95	2874	1988	1996	OM 602.940	37044	37054	37066
T1 Van (602)									
308 D 2.3	58	79	2299	1988	1996	OM 601.940	37044	37054	37066
310 D 2.9	70	95	2874	1989	1996	OM 602.940	37044	37054	37066
T1/TN Platform/Chassis									
410 (611.017, 611.018)	77	105	2298	1982	1995	M 102.945	37044	37054	
410 D (611.417, 611.418)	70	95	2874	1988	1995	OM 602.940	37044	37054	37066
T1/TN Van									
410 (611.067, 611.068)	77	105	2298	1982	1995	M 102.945	37044	37054	
410 D (611.467, 611.468)	70	95	2874	1988	1995	OM 602.940	37044	37054	37066
T2/LN1 Dump Truck									
508 D (667.301, 667.302, 667.341, 667.342)	58	79	2299	1989	1994	OM 601.941	37044	37054	37066
T2/LN1 Platform/Chassis									
510 (667.001, 667.002)	70	95	2299	1986	1994	M 102.946	37044	37054	37066
T2/LN1 Van									
508 D (667.361, 667.362)	58	79	2299	1989	1994	OM 601.941	37044	37054	37066
510 (667.061, 667.062)	70	95	2299	1986	1994	M 102.946	37044	37054	37066
510 (667.061, 667.062)	77	105	2299	1986	1994	M 102.946	37044	37054	37066
VANEO (414)									
1.6 (414.700)	60	82	1598	2002	2005	M 166.961	37077		
1.6 (414.700)	75	102	1598	2002	2005	M 166.961	37077		
1.7 CDI (414.700)	67	91	1689	2002	2005	OM 668.914	37077		

MINI

Make / Model	Kw	Cv	Cc	From	To	Engine / Cod. Motore	Part Number	Part Number	Part Number
MINI (R50, R53)									
Cooper	85	116	1598	2001	2006	W10 B16 A	37107		
Cooper S	120	163	1598	2002	2006	W11 B16 A	37107		
Cooper S	125	170	1598	2004	2006	W11 B16 A	37107		
John Cooper Works	160	218	1598	2006	2006	W11 B16 A	37107		
One	55	75	1398	2003	2006	W10 B14 A	37107		
One	66	90	1598	2001	2006	W10 B16 A	37107		
Works	155	210	1598	2003	2006	W11 B16 A	37107		
MINI (R56)									
Cooper	88	120	1598	2006	2012	N16 B16 A, N12 B16 A	37107		
Cooper D	80	109	1560	2006	2010	9HZ (DV6TED4), W16 D16 ...	37107		
Cooper S	128	174	1598	2006	2010	N14 B16 A, N14 B16 AB	37107		
One	70	95	1397	2006	2010	N12 B14 A	37107		

MINI									
Make / Model	Kw	Cv	Cc	From	To	Engine / Cod. Motore	Part Number	Part Number	Part Number
MINI Convertible (R52)									
Cooper	85	116	1598	2004	2008	W10 B16 A	37107		
Cooper S	125	170	1598	2004	2007	W11 B16 A	37107		
John Cooper Works	155	210	1598	2004	2007	W11 B16 A	37107		
One	66	90	1598	2004	2007	W10 B16 A	37107		

MITSUBISHI									
Make / Model	Kw	Cv	Cc	From	To	Engine / Cod. Motore	Part Number	Part Number	Part Number
PAJERO II (V3_W, V2_W, V4_W)									
2.4 (V21W, V21C)	82	112	2351	1991	1999	4G64 (12V)	37087		
2.5 TD 4WD (V24C, V24W)	73	99	2477	1990	1999	4D56-TD	37056		
PAJERO II Canvas Top (V2_W, V4_W)									
2.4 (V41W, V21W, V21C)	82	112	2351	1991	2000	4G64 (12V)	37087		
2.5 TD 4WD (V24C, V24W)	73	99	2477	1990	2000	4D56-TD	37056		
SPACE RUNNER (N1_W, N2_W)									
2.0 TD (N18W)	60	82	1998	1992	1999	4D68 T	37057		
SPACE WAGON (N3_W, N4_W)									
2.0 (N33W)	98	133	1997	1992	1998	4G63 (SOHC 16V)	37057		
2.0 4WD (N43W)	98	133	1997	1992	1998	4G63 (SOHC 16V)	37057		
2.0 TD (N38W)	60	82	1998	1992	1998	4D68 T	37057		

NISSAN									
Make / Model	Kw	Cv	Cc	From	To	Engine / Cod. Motore	Part Number	Part Number	Part Number
280ZX,ZXT (HGS130)									
2.8	103	140	2753	1978	1983	L28E	37011		
2.8	108	147	2753	1980	1982	L28E	37011		
2.8	110	150	2753	1982	1984	L28E	37011		
2.8	147	200	2753	1983	1984	L28ET	37011		

OPEL									
Make / Model	Kw	Cv	Cc	From	To	Engine / Cod. Motore	Part Number	Part Number	Part Number
FRONTERA A (U92)									
2.8 TD (5BMWL4, 5BSUD2)	83	113	2771	1995	1998	28TD	37063		
FRONTERA A Sport (U92)									
2.8 TD (5BSUD2)	83	113	2771	1995	1996	28TD	37063		
MONTEREY A (M92)									
3.2 (UBS25D, UBS25G)	130	177	3165	1991	1994	6VD1 (SOHC)	37061		
VECTRA B (J96)									
2.2 i 16V (F19)	108	147	2198	2000	2002	Z 22 SE	37071		
2.5 i V6 (F19)	125	170	2498	1995	2000	X 25 XE	37014		
2.6 i V6 (F19)	125	170	2597	2000	2002	Y 26 SE	37014		
VECTRA B Estate (J96)									
2.2 i 16V (F35)	108	147	2198	2000	2003	Z 22 SE	37071		
2.5 i V6 (F35)	125	170	2498	1996	2000	X 25 XE	37014		
2.6 i V6 (F35)	125	170	2597	2000	2003	Y 26 SE	37014		
VECTRA B Hatchback (J96)									
2.2 i 16V (F68)	108	147	2198	2000	2003	Z 22 SE	37071		
2.5 i V6 (F68)	125	170	2498	1995	2000	X 25 XE	37014		
2.6 i V6 (F68)	125	170	2597	2000	2003	Y 26 SE	37014		

PEUGEOT									
Make / Model	Kw	Cv	Cc	From	To	Engine / Cod. Motore	Part Number	Part Number	Part Number
EXPERT (224_)									
1.6	58	79	1581	1996	2000	222A2 (1580 SPI)	37074		
EXPERT Platform/Chassis (223)									
1.9 D	51	70	1905	1996	1998	D9B (XUD9AU)	37074		
EXPERT Van (222)									
1.6	58	79	1581	1996	2000	222A2 (1580 SPI)	37074		
1.9 D 70	51	69	1868	1998	2006	WJY (DW8B), WJZ (DW8)	37074		
2.0 HDI	69	94	1997	2000	2006	RHX (DW10BTED)	37074		

PEUGEOT

Make / Model	Kw	Cv	Cc	From	To	Engine / Cod. Motore	Part Number	Part Number	Part Number
EXPERT Van (222)									
2.0 HDI	80	109	1997	2000	2006	RHZ (DW10BTED), RHZ (DW...	37074		

PORSCHE

Make / Model	Kw	Cv	Cc	From	To	Engine / Cod. Motore	Part Number	Part Number	Part Number
911 (964)									
3.3 Turbo	235	320	3299	1990	1993	M 30.69	37069		
3.3 Turbo S	261	355	3299	1991	1992	M 30.69S	37069		
3.6 Carrera	184	250	3600	1989	1993	M 64.01, M 64.02	37069		
3.6 Carrera 4	184	250	3600	1988	1993	M 64.01	37069		
3.6 Carrera RS	191	260	3600	1991	1993	M 64.03	37069		
3.6 Turbo	265	360	3600	1993	1993	M 64.50	37069		
911 Convertible (964)									
3.6 Carrera	184	250	3600	1989	1994	M 64.01, M 64.02	37069		
3.6 Carrera 4	184	250	3600	1989	1994	M 64.01	37069		
924									
2.5 S	110	150	2479	1985	1987	M 44.07, M 44.08	37069		
2.5 S	118	160	2479	1987	1988	M 44.09, M 44.10	37069		
928									
4.5	177	241	4474	1977	1982	M 28.01, M 28.02, M 28....	37069		
4.7 S	221	301	4664	1979	1983	M 28.11, M 28.12	37069		
4.7 S	228	310	4664	1983	1986	M 28.21, M 28.22	37069		
944									
2.5	110	150	2479	1985	1987	M 44.02, M 44.04, M 44....	37069		
2.5	118	160	2479	1987	1990	M 44.05, M 44.09, M 44.10	37069		
2.5	120	163	2479	1981	1987	M 44.01, M 44.03, M 44....	37069		
2.5 Turbo	162	220	2479	1985	1988	M 44.50, M 44.51	37069		
2.5 Turbo	184	250	2479	1987	1991	M 44.52	37069		
2.7	121	165	2681	1988	1989	M 44.11, M 44.12	37069		
3.0 S2	155	211	2990	1988	1991	M 44.41	37069		
2.5 Turbo	184	250	2479	1990	1991	M 44.52	37069		
3.0 S2	155	211	2990	1988	1991	M 44.41	37069		
968									
3.0	176	239	2990	1991	1995	M 44.43, M 44.44	37069		
3.0 Turbo S	224	305	2990	1993	1995		37069		
3.0	176	239	2990	1991	1995	M 44.43, M 44.44	37069		

RENAULT

Make / Model	Kw	Cv	Cc	From	To	Engine / Cod. Motore	Part Number	Part Number	Part Number
CLIO II (BB_, CB_)									
1.5 dCi	42	57	1461	2001	2006	K9K 704	37098		
1.5 dCi	74	100	1461	2003	2005	K9K 712	37098		
1.5 dCi (B/C2J)	50	68	1461	2004	2012	K9K 714, K9K 700	37098		
1.5 dCi (B/CB03)	59	80	1461	2001	2003	K9K 702	37098		
1.5 dCi (B/CB07)	48	65	1461	2001	2009	K9K 704, K9K 700	37098		
1.5 dCi (B/CB08)	60	82	1461	2001	2005	K9K 702	37098		
1.5 dCi (B/CB3M)	47	64	1461	2005	2010	K9K 740	37098		
1.9 D (B/CB0E)	47	64	1870	1998	2005	F8Q 630	37098		
1.9 D (B/CB0J)	48	65	1870	2000	2001	F8Q 630, F8Q 632	37098		
1.9 dTi (B/CB0U)	59	80	1870	1999	2005	F9Q 782, F9Q 780	37098		
CLIO II Hatchback Van (SB0/1/2_)									
1.5 dCi (SB07)	48	65	1461	2001		K9K 704, K9K 700	37098		
1.9 D (SB0E)	47	64	1870	1998		F8Q 630	37098		
1.9 D (SB0J)	48	65	1870	2000	2001	F8Q 632	37098		
1.9 DTi (SB0U)	59	80	1870	2000	2001	F9Q 780	37098		
KANGOO (KC0/1_)									
1.5 dCi	42	57	1461	2003		K9K 704	37098		
1.5 dCi	45	61	1461	2005	2010	K9K 702, K9K 700	37098		
1.5 dCi	50	68	1461	2005		K9K 714	37098		
1.5 dCi	62	84	1461	2005		K9K 718	37098		

RENAULT									
Make / Model	Kw	Cv	Cc	From	To	Engine / Cod. Motore	Part Number	Part Number	Part Number
KANGOO (KC0/1_)									
1.5 dCi (KC07)	48	65	1461	2001		K9K 704, K9K 700	37098		
1.5 dCi (KC08, KC09)	60	82	1461	2002		K9K 710, K9K 702	37098		
1.9 dCi 4x4	62	84	1870	2003		F9Q 790	37098		
1.9 dCi 4x4 (KCOV)	59	80	1870	2001		F9Q 782, F9Q 790	37098		
1.9 dTi (KCOU)	59	80	1870	2000		F9Q 780	37098		
D 55 1.9 (KCOD)	40	54	1870	1997		F8Q 662	37098		
D 65 1.9 (KCOE, KC02, KCOJ, KCON)	47	64	1870	1997		F8Q 630, F8Q 632	37098		
KANGOO Express (FC0/1_)									
1.5 dCi	45	61	1461	2005		K9K 716	37098		
1.5 dCi (FC07, FC1R)	48	65	1461	2001		K9K 704, K9K 702, K9K 700	37098		
1.5 dCi (FC08, FC09)	60	82	1461	2003		K9K 710, K9K 702	37098		
1.5 dCi (FC1E)	50	68	1461	2005		K9K 714	37098		
1.5 dCi (FC1G)	62	84	1461	2005		K9K 718	37098		
1.5 dCi (FC1R)	42	57	1461	2002		K9K 704	37098		
1.9 dCi (FCOV)	62	84	1870	2003		F9Q 782, F9Q 790	37098		
1.9 dCi 4x4 (FCOV)	59	80	1870	2001		F9Q 782, F9Q 790	37098		
1.9 dCi 4x4 (FCOV)	62	84	1870	2003		F9Q 790	37098		
1.9 dTi (FCOU)	59	80	1870	2000		F9Q 780	37098		
D 55 1.9 (FCOD)	40	54	1870	1997		F8Q 662	37098		
D 65 1.9 (FCOE, FC02, FCOJ, FCON)	47	64	1870	1997		F8Q 630, F8Q 632	37098		
MASTER II Bus (JD)									
2.5 D	59	80	2499	1998	2001	S8U 772, S8U 770	37034		
2.8 dTi	84	114	2799	1998	2001	S9W 702	37034		
MASTER II Platform/Chassis (ED/HD/UD)									
2.5 D	59	80	2499	1998	2001	S8U 772, S8U 770	37034		
2.8 dTi	84	114	2799	1998	2001	S9W 702	37034		
MASTER II Van (FD)									
2.5 D	59	80	2499	1998	2001	S8U 772, S8U 770	37034		
2.8 dTi	84	114	2799	1998	2001	S9W 702	37034		
RAPID Box Body/MPV (F40_, G40_)									
1.9 D (F40R)	40	54	1870	1994	1998	F8Q 682, F8Q 640, F8Q 648	37098		
SAAB									
Make / Model	Kw	Cv	Cc	From	To	Engine / Cod. Motore	Part Number	Part Number	Part Number
9-3 (YS3F, E79, D79, D75)									
1,8t	110	150	1998	2002	2015	B207E	37089		
1.8 i	90	122	1796	2004	2015	Z 18 XE	37089		
2.0 t	120	163	1998	2007	2015	B207G	37089		
2.0 t	129	175	1998	2002	2015	B207L	37089		
2.0 t	154	210	1998	2002	2015	B207R	37089		
2.0 t	177	241	1998	2009	2015	B207R	37089		
2.0 t Bio Power	120	163	1998	2007	2015	B207H	37089		
2.0 t BioPower	129	175	1998	2007	2015	B207L	37089		
2.0 t BioPower	147	200	1998	2009	2015	B207M	37089		
2.0 t BioPower	154	210	1998	2002	2015	B207R	37089		
2.0 t BioPower XWD	120	163	1998	2008	2015	B207H	37089		
2.0 t BioPower XWD	154	210	1998	2008	2015	B207R	37089		
2.0 t BioPower XWD	162	220	1998	2008	2015	A 20 NFT	37089		
2.0 t XWD	120	163	1998	2007	2015	B207G	37089		
2.0 t XWD	162	220	1998	2008	2015	A 20 NFT	37089		
2.0 t XWD	177	241	1998	2009	2015	B207R	37089		
2.0 Turbo XWD	154	210	1998	2008	2015	B207R	37089		
2.8 Turbo V6	169	230	2792	2005	2015	LP9	37095		
2.8 Turbo V6	184	250	2792	2005	2015	LP9	37095		
2.8 Turbo V6	188	256	2792	2007	2015	B284L	37095		
2.8 Turbo V6 XWD	206	280	2792	2008	2011	B284R	37095		
9-3 Convertible (YS3F)									
2.0 t	129	175	1998	2003	2015	B207L	37089		
2.0 t	154	210	1998	2003	2015	B207R	37089		

SAAB									
Make / Model	Kw	Cv	Cc	From	To	Engine / Cod. Motore	Part Number	Part Number	Part Number
9-3 Convertible (YS3F)									
2.0 t BioPower	129	175	1998	2007	2015	B207L	37089		
2.0 t BioPower	147	200	1998	2007	2015	B207M	37089		
2.8 Turbo V6	169	230	2792	2006	2015	LP9	37095		
2.8 Turbo V6	184	250	2792	2006	2015	LP9	37095		
2.8 Turbo V6	188	256	2792	2007	2015	B284L	37095		
2.8 Turbo V6	203	276	2792	2009	2015	B284R	37095		
2.8 Turbo V6	206	280	2792	2009	2015	B284R	37095		
9-3 Estate (E50)									
1.8 i	90	122	1796	2005	2015	Z 18 XE	37089		
1.8t 2.0	110	150	1998	2005	2015	B207E	37089		
2.0 t	110	150	1998	2005	2015	B207E	37089		
2.0 t	120	163	1998	2007	2015	B207G	37089		
2.0 t	129	175	1998	2005	2015	B207L	37089		
2.0 t	147	200	1998	2009	2015	B207M	37089		
2.0 t	154	209	1998	2005	2015	B207R	37089		
2.0 t	177	241	1998	2009	2015	B207R	37089		
2.0 t Bio Power	147	200	1998	2009	2015	B207M	37089		
2.0 t Bio Power XWD	154	209	1998	2008	2015	B207R	37089		
2.0 t BioPower	129	175	1998	2007	2015	B207L	37089		
2.0 t XWD	120	163	1998	2007	2015	B207G	37089		
2.0 t XWD	154	209	1998	2008	2015	B207R	37089		
2.0 t XWD	177	241	1998	2009	2015	B207R	37089		
2.8 Turbo V6	169	230	2792	2005	2015	B284L	37095		
2.8 Turbo V6	184	250	2792	2005	2015	LP9	37095		
2.8 Turbo V6	188	256	2792	2007	2015	B284L	37095		
2.8 Turbo V6 XWD	206	280	2792	2008	2011	B284R	37095		

SEAT									
Make / Model	Kw	Cv	Cc	From	To	Engine / Cod. Motore	Part Number	Part Number	Part Number
LEON (1M1)									
1.9 SDI	50	68	1896	1999	2006	AQM	37048		
1.9 TDI	66	90	1896	1999	2006	ALH, AGR	37048		
1.9 TDI	74	100	1896	2005	2006	AXR	37048		
1.9 TDI	81	110	1896	1999	2006	AHF, ASV	37048		
1.9 TDI	96	130	1896	2003	2006	ASZ	37048		
1.9 TDI	110	150	1896	2000	2006	ARL	37048		
1.9 TDI Syncro	110	150	1896	2002	2006	ARL	37048		
TOLEDO II (1M2)									
1.9 TDI	66	90	1896	1999	2004	ALH, AGR	37048		
1.9 TDI	81	110	1896	1998	2004	AHF, ASV	37048		
1.9 TDI	96	130	1896	2003	2006	ASZ	37048		
1.9 TDI	110	150	1896	2000	2004	ARL	37048		

SKODA									
Make / Model	Kw	Cv	Cc	From	To	Engine / Cod. Motore	Part Number	Part Number	Part Number
OCTAVIA I (1U2)									
1.9 SDI	50	68	1896	1997	2003	AGP, AQM	37048		
1.9 TDI	66	90	1896	1996	2010	AGR, ALH	37048		
1.9 TDI	74	100	1896	2005	2010	AXR	37048		
1.9 TDI	81	110	1896	1997	2006	AHF, ASV	37048		
1.9 TDI	96	130	1896	2002	2004	ASZ	37048		
OCTAVIA I Combi (1U5)									
1.9 SDI	50	68	1896	1998	2003	AGP, AQM	37048		
1.9 TDI	66	90	1896	1998	2010	AGR, ALH	37048		
1.9 TDI	74	100	1896	2000	2010	AXR	37048		
1.9 TDI	81	110	1896	1998	2006	AHF, ASV	37048		
1.9 TDI	96	130	1896	2002	2004	ASZ	37048		
1.9 TDI 4x4	66	90	1896	1999	2006	AGR	37048		
1.9 TDI 4x4	74	100	1896	2000	2006	ATD	37048		

SKODA									
Make / Model	Kw	Cv	Cc	From	To	Engine / Cod. Motore	Part Number	Part Number	Part Number
OCTAVIA I Combi (1U5)									
2.0	85	116	1984	1999	2007	AQY, AEG, AZJ, APK, AZH	37048		
2.0 4x4	85	116	1984	2000	2004	AZJ, AZH	37048		
SUPERB I (3U4)									
1.8 T	110	150	1781	2001	2008	AWT	37014		
1.9 TDI	74	101	1896	2002	2005	AVB	37014		
1.9 TDI	77	105	1896	2005	2007	BSV	37014		
1.9 TDI	85	115	1896	2007	2008	BPZ	37014		
1.9 TDI	96	130	1896	2001	2008	AWX, AVF	37014		
2.0	85	115	1984	2001	2008	AZM	37014		
SUBARU									
Make / Model	Kw	Cv	Cc	From	To	Engine / Cod. Motore	Part Number	Part Number	Part Number
FORESTER (SG_)									
2.0 AWD	92	125	1994	2002	2005	EJ201	37080		
2.0 X AWD	116	158	1994	2005	2008	EJ204, EJ201	37080		
IMPREZA Coupe (GFC)									
1.6	66	90	1597	1996	2000	EJ161, EJ16E	37051		
1.6 AWD	66	90	1597	1996	2000	EJ161	37051		
2.0 AWD	85	115	1994	1995	2000	EJ201, EJ20E	37051		
IMPREZA Estate (GF)									
1.6 i (GF3)	70	95	1597	1998	2000	EJ161	37051		
1.6 i AWD	66	90	1597	1992	2000	EJ16	37051		
1.6 i AWD	70	95	1597	1998	2000	EJ161	37051		
1.8 i (GF5)	76	103	1820	1995	1996	EJ18E	37051		
1.8 i AWD (GF6)	76	103	1820	1992	2000	EJ18	37051		
2.0 i 16V AWD	92	125	1994	1998	2000	EJ201, EJ20E	37051		
2.0 i AWD (GF8)	85	116	1994	1995	2000	EJ201, EJ20E	37051		
IMPREZA Estate (GG)									
2.0 AWD	92	125	1994	2000	2007	EJ201	37080		
2.0 i R AWD (GG9)	118	160	1994	2005	2007	EJ204	37080		
IMPREZA Saloon (GC)									
1.6 i (GC3)	66	90	1597	1992	2000	EJ16	37051		
1.6 i (GC3)	70	95	1597	1998	2000	EJ161	37051		
1.6 i AWD	66	90	1597	1992	2000	EJ16	37051		
1.6 i AWD	70	95	1597	1998	2000	EJ161	37051		
1.8 i AWD (GC6)	76	103	1820	1992	2000	EJ18, EJ18E	37051		
2.0 i AWD (GC7)	85	115	1994	1995	2000	EJ201, EJ20E	37051		
2.0 i AWD (GC8)	92	125	1994	1998	2000	EJ201	37051		
IMPREZA Saloon (GD)									
2.0 i AWD (GD9)	92	125	1994	2000	2009	EJ201	37080		
2.0 i R AWD (GD9)	118	160	1994	2005	2007	EJ204	37080		
LEGACY III (BE)									
2.0 AWD (BE5)	92	125	1994	1999	2003	EJ201	37065		
2.5 AWD (BE9)	115	156	2457	1998	2003	EJ25	37065		
LEGACY III Estate (BH)									
2.0 AWD	206	280	1994	2002	2003	EJ208	37065		
2.0 AWD (BH5)	92	125	1994	1998	2003	EJ201	37065		
2.5 AWD (BH9)	115	156	2457	1998	2003	EJ25	37065		
3.0 H6 AWD	154	209	3000	2000	2003	EZ30	37065		
XT Coupe (XT)									
1.8 Turbo 4WD	88	120	1782	1988	1990	EA82T	37042		
1.8 Turbo 4WD	96	131	1782	1987	1990	EA82T	37042		
1.8 Turbo 4WD	100	136	1782	1984	1990	EA82T	37042		
SUZUKI									
Make / Model	Kw	Cv	Cc	From	To	Engine / Cod. Motore	Part Number	Part Number	Part Number
GRAND VITARA I (FT, HT)									
1.6 4x4 (SQ 416)	69	94	1590	1998	2003	G16B	37088		
2.0 4x4 (TA52, TL52, SQ 420)	94	128	1995	1998	2003	J20A	37088		

SUZUKI									
Make / Model	Kw	Cv	Cc	From	To	Engine / Cod. Motore	Part Number	Part Number	Part Number
GRAND VITARA I (FT, HT)									
2.0 HDI 110 16V 4x4 (SQ 420D)	80	109	1997	2001	2005	RHW	37088		
2.0 TD 4x4 (SQ 420D)	64	87	1998	1998	2003	RF	37088		
2.5 V6 24V 4x4 (SQ 625)	116	158	2493	2001	2003	H 25 A	37088		
2.5 V6 24V 4x4 (TD62, SQ 625)	106	144	2493	1998	2003	H 25 A	37088		
2.7 4x4 (JA 627)	127	173	2736	2001	2003	H 27 A	37088		
2.7 4x4 (TX92, JA 627)	135	184	2736	2003	2003	H 27 A	37088		
JIMNY Closed Off-Road Vehicle (SN)									
1.3 16V (SN413)	59	80	1298	1998		G13BB	37088		
1.3 16V 4WD (SN413)	59	80	1298	1998		G13BB	37088		
TOYOTA									
Make / Model	Kw	Cv	Cc	From	To	Engine / Cod. Motore	Part Number	Part Number	Part Number
HILUX V Pickup (N_, KZN1_, VZN1_)									
1.8 (YN5_, YN8_, YN85)	61	83	1812	1988	1998	2Y	37093		
LAND CRUISER 200 (J2_)									
4.5 D V8 (VDJ200)	210	286	4461	2008		1VD-FTV	37094		
4.7 V8 (UZJ200)	212	288	4664	2008		2UZ-FE	37095		
VOLVO									
Make / Model	Kw	Cv	Cc	From	To	Engine / Cod. Motore	Part Number	Part Number	Part Number
C70 I Convertible (873)									
2.0 T	120	163	1984	2000	2005	B 5204 T4	37108		
2.0 T	166	226	1984	1998	2005	B 5204 T3	37108		
2.3 T5	176	239	2319	1998	2005	B 5234 T3	37108		
2.3 T5	180	245	2319	2002	2005	B 5234 T9	37108		
2.4 T	142	193	2435	1998	2005	B 5254 T, B 5244 T	37108		
2.4 T	147	200	2435	2002	2005	B 5244 T7	37108		
C70 I Coupe (872)									
2.0 T	120	163	1984	2000	2002	B 5204 T4	37108		
2.0 T	166	226	1984	1997	2002	B 5204 T3	37108		
2.3 T-5	176	240	2319	1997	2002	B 5234 T3	37108		
2.4	121	165	2435	1999	2002	B 5254 S	37108		
2.4	125	170	2435	1999	2002	B 5244 S, B 5254 S	37108		
2.4 T	142	193	2435	1997	2002	B 5254 T, B 5244 T	37108		
S60 I (384)									
2.0 T	132	180	1984	2000	2010	B 5204 T5	37108		
2.4	103	140	2435	2000	2010	B 5244 S2	37108		
2.4	125	170	2435	2000	2010	B 5244 S	37108		
2.4 Bifuel (CNG)	103	140	2435	2001	2010	B 5244 SG	37108		
2.4 Bifuel (LPG)	103	140	2435	2001	2010	B 5244 SG2	37108		
2.4 D	96	130	2401	2001	2010	D 5244 T2	37108		
2.4 D5	120	163	2401	2001	2010	D 5244 T	37108		
2.4 T	147	200	2435	2000	2010	B 5244 T3	37108		
2.4 T AWD	147	200	2435	2001	2010	B 5244 T3	37108		
2.4 T5	191	260	2401	2004	2010	B 5244 T5	37108		
2.5 T	154	210	2521	2003	2010	B 5254 T2	37108		
2.5 T AWD	154	210	2521	2002	2010	B 5254 T2	37108		
R 2,5 T AWD	221	300	2521	2003	2010	B 5254 T4	37108		
T5	184	250	2319	2000	2010	B 5234 T3	37108		
S70 (874)									
2.0	120	163	1984	1997	2000	B 5204 T4	37108		
2.4 Bifuel	103	140	2435	1999	2000	B 5244 SG	37108		
2.5 TDi AWD	103	140	2460	1999	2000	D 5252 T	37108		
S80 I (184)									
2.4	103	140	2435	1999	2006	B 5244 S2	37108		
2.4	125	170	2435	1999	2006	B 5244 S	37108		
2.4 Bifuel (CNG)	103	140	2435	2001	2006	B 5244 SG2	37108		
2.4 T	147	200	2435	2000	2006	B 5244 T3	37108		
2.4 T5 AWD	147	200	2435	2000	2003	B 5244 T3	37108		

VOLVO									
Make / Model	Kw	Cv	Cc	From	To	Engine / Cod. Motore	Part Number	Part Number	Part Number
S80 I (184)									
2.5 T	154	210	2521	2003	2006	B 5254 T2	37108		
2.5 T AWD	154	210	2521	2003	2006	B 5254 T2	37108		
V70 I (875, 876)									
2.4 Turbo AWD	195	265	2435	1999	2000	B 5244 T2	37108		
V70 II (285)									
2.0 T	132	180	1984	1999	2007	B 5204 T5	37108		
2.3 T5	184	250	2319	1999	2004	B 5234 T3	37108		
2.4	103	140	2435	2000	2007	B 5244 S2	37108		
2.4	125	170	2435	2000	2007	B 5244 S	37108		
2.4 Bifuel (CNG)	103	140	2435	2001	2007	B 5244 SG	37108		
2.4 Bifuel (LPG)	103	140	2435	2001	2007	B 5244 SG2	37108		
2.4 D	96	131	2401	2001	2007	D 5244 T2	37108		
2.4 D5	120	163	2401	2001	2008	D 5244 T, D 5244 T2, D ...	37108		
2.4 D5 AWD	120	163	2401	2002	2007	D 5244 T, D 5244 T2, D ...	37108		
2.4 T	147	200	2435	1999	2003	B 5244 T3	37108		
2.4 T AWD	147	200	2435	2001	2002	B 5244 T3	37108		
2.4 T5	191	260	2401	2004	2007	B 5244 T5	37108		
2.5 T	154	209	2521	2001	2007	B 5254 T2	37108		
2.5 T AWD	154	209	2521	2002	2007	B 5254 T2	37108		
2.5 TDI	103	140	2460	1999	2007	D 5252 T	37108		
R 2.5 T AWD	221	300	2521	2003	2007	B 5254 T4	37108		
XC70 CROSS COUNTRY (295)									
2.4 D5 AWD	136	185	2401	2005	2007	D 5244 T4	37108		
2.4 D5 XC AWD	120	163	2401	2002	2007	D 5244 T	37108		
2.4 T XC AWD	147	200	2435	2000	2002	B 5244 T3	37108		
2.5 T XC AWD	154	209	2521	2002	2007	B 5254 T2	37108		
VW									
Make / Model	Kw	Cv	Cc	From	To	Engine / Cod. Motore	Part Number	Part Number	Part Number
BORA (1J2)									
1.9 SDI	50	68	1896	1998	2005	AQM, AGP	37048		
1.9 TDI	66	90	1896	1998	2005	AGR, ALH	37048		
1.9 TDI	74	101	1896	2000	2005	AXR, ATD, BEW	37048		
1.9 TDI	81	110	1896	1998	2001	ASV, AHF	37048		
1.9 TDI	85	115	1896	1998	2002	AUY, AJM	37048		
1.9 TDI	96	130	1896	2000	2005	ASZ	37048		
1.9 TDI	110	150	1896	2000	2005	ARL	37048		
1.9 TDI 4motion	66	90	1896	1998	2002	AGR	37048		
1.9 TDI 4motion	74	101	1896	2000	2005	ATD	37048		
1.9 TDI 4motion	85	115	1896	1999	2001	AUY, AJM	37048		
1.9 TDI 4motion	96	130	1896	2000	2005	ASZ	37048		
1.9 TDI 4motion	110	150	1896	2000	2005	ARL	37048		
BORA Variant (1J6)									
1.9 TDI	66	90	1896	2004	2005	AGR, ALH	37048		
1.9 TDI	74	101	1896	2000	2005	AXR, ATD, BEW	37048		
1.9 TDI	81	110	1896	1999	2001	ASV, AHF	37048		
1.9 TDI	85	115	1896	1999	2001	AUY, AJM	37048		
1.9 TDI	96	130	1896	2000	2005	ASZ	37048		
1.9 TDI	110	150	1896	2001	2005	ARL	37048		
1.9 TDI 4motion	74	101	1896	2000	2005	ATD	37048		
1.9 TDI 4motion	85	115	1896	1999	2001	AUY, AJM	37048		
1.9 TDI 4motion	96	130	1896	2000	2005	ASZ	37048		
1.9 TDI 4motion	110	150	1896	2001	2005	ARL	37048		
CADDY III Box Body/MPV (2KA, 2KH, 2CA, 2CH)									
1.2 TSI	63	86	1197	2010	2015	CBZA	37048		
1.2 TSI	77	105	1197	2010	2015	CBZB	37048		
1.4	55	75	1390	2004	2006	BCA	37048		
1.4	59	80	1390	2006	2010	BUD	37048		
1.6	75	102	1595	2004	2015	BGU, BSE, BSF	37048		

VW										
Make / Model	Kw	Cv	Cc	From	To	Engine / Cod. Motore	Part Number	Part Number	Part Number	
CADDY III Box Body/MPV (2KA, 2KH, 2CA, 2CH)										
1.6 TDI	55	75	1598	2010	2015	CAYE	37048			
1.6 TDI	75	102	1598	2010	2015	CAYD	37048			
1.9 TDI	55	75	1896	2005	2010	BSU	37048			
1.9 TDI	77	105	1896	2004	2010	BJB, BLS	37048			
1.9 TDI 4motion	77	105	1896	2008	2010	BLS	37048			
2.0 EcoFuel	80	109	1984	2006	2015	BSX	37048			
2.0 TDI	62	85	1968	2010	2015	CFHE	37048			
2.0 TDI	103	140	1968	2007	2010	BMM	37048			
2.0 TDI 16V	103	140	1968	2010	2015	CFHC, CLCB	37048			
2.0 TDI 4motion	62	85	1968	2010	2015	CFHE	37048			
2.0 TDI 4motion	81	110	1968	2010	2015	CFHF	37048			
CADDY III MPV (2KB, 2KJ, 2CB, 2CJ)										
1.2 TSI	63	86	1197	2010	2015	CBZA	37048			
1.2 TSI	77	105	1197	2010	2015	CBZB	37048			
1.4	55	75	1390	2004	2006	BCA	37048			
1.4	59	80	1390	2006	2010	BUD	37048			
1.6	75	102	1595	2004	2015	BGU, BSE, BSF	37048			
1.6 TDI	55	75	1598	2010	2015	CAYE	37048			
1.6 TDI	75	102	1598	2010	2015	CAYD	37048			
1.9 TDI	55	75	1896	2005	2010	BSU	37048			
1.9 TDI	77	105	1896	2004	2010	BJB, BLS	37048			
1.9 TDI 4motion	77	105	1896	2008	2010	BLS	37048			
2.0 EcoFuel	80	109	1984	2006	2015	BSX	37048			
2.0 SDI	51	70	1968	2004	2010	BDJ, BST	37048			
2.0 TDI	103	140	1968	2007	2010	BMM	37048			
2.0 TDI 16V	103	140	1968	2010	2015	CFHC, CLCB	37048			
2.0 TDI 16V 4motion	103	140	1968	2010	2015	CFHC	37048			
2.0 TDI 4motion	81	110	1968	2010	2015	CFHF	37048			
GOLF IV (1J1)										
1.9 SDI	50	68	1896	1997	2005	AQM, AGP	37048			
1.9 TDI	66	90	1896	1997	2004	AGR, ALH	37048			
1.9 TDI	74	101	1896	2000	2005	AXR, ATD, BEW	37048			
1.9 TDI	81	110	1896	1997	2004	ASV, AHF	37048			
1.9 TDI	85	115	1896	1998	2001	AUY, AJM	37048			
1.9 TDI	96	130	1896	2000	2005	ASZ	37048			
1.9 TDI	110	150	1896	2000	2005	ARL	37048			
1.9 TDI 4motion	66	90	1896	1998	2002	AGR	37048			
1.9 TDI 4motion	74	101	1896	2000	2005	ATD	37048			
1.9 TDI 4motion	85	115	1896	1999	2001	AUY, AJM	37048			
1.9 TDI 4motion	96	130	1896	2000	2005	ASZ	37048			
1.9 TDI 4motion	110	150	1896	2000	2005	ARL	37048			
2.3 V5	110	150	2324	1997	2000	AGZ	37048			
2.3 V5 4motion	110	150	2324	1998	2000	AGZ	37048			
GOLF IV Variant (1J5)										
1.9 SDI	50	68	1896	1999	2006	AQM, AGP	37048			
1.9 TDI	66	90	1896	1999	2006	AGR, ALH	37048			
1.9 TDI	74	101	1896	2000	2006	AXR, ATD	37048			
1.9 TDI	81	110	1896	1999	2001	ASV, AHF	37048			
1.9 TDI	85	115	1896	1999	2006	AUY, AJM	37048			
1.9 TDI	96	130	1896	2000	2006	ASZ	37048			
1.9 TDI 4motion	66	90	1896	1999	2002	AGR	37048			
1.9 TDI 4motion	74	101	1896	2000	2006	ATD	37048			
1.9 TDI 4motion	85	115	1896	1999	2001	AJM	37048			
1.9 TDI 4motion	96	130	1896	2000	2006	ASZ	37048			
1.9 TDI 4motion	110	150	1896	2002	2005	ARL	37048			
2.3 V5	110	150	2324	1999	2006	AGZ	37048			
2.3 V5 4motion	110	150	2324	1999	2006	AGZ	37048			
MULTIVAN V (7HM, 7HN, 7HF, 7EF, 7EM, 7EN)										
3.2 V6	170	231	3189	2004	2004	BDL	37092			

VW									
Make / Model	Kw	Cv	Cc	From	To	Engine / Cod. Motore	Part Number	Part Number	Part Number
MULTIVAN V (7HM, 7HN, 7HF, 7EF, 7EM, 7EN)									
3.2 V6	173	235	3189	2004	2009	BKK, CFLA	37092		
3.2 V6 4motion	173	235	3189	2004	2009	BKK, CFLA	37092		
NEW BEETLE (9C1, 1C1)									
1.9 TDI	66	90	1896	1998	2004	ALH	37048		
1.9 TDI	74	101	1896	2001	2010	AXR, ATD, BEW	37048		
1.9 TDI	77	105	1896	2005	2010	BSW	37048		
NEW BEETLE Convertible (1Y7)									
1.9 TDI	74	100	1896	2003	2010	AXR	37048		
1.9 TDI	77	105	1896	2005	2010	BSW	37048		
PASSAT (3B2)									
1.6	74	101	1595	1996	2000	AHL, ADP, ANA, ARM	37014		
1.8	92	125	1781	1996	2000	ADR, ARG, APT	37014		
1.8 Syncro/4motion	92	125	1781	1996	2000	ADR, ARG, APT	37014		
1.8 T	110	150	1781	1996	2000	AEB, ANB, APU, ATW, AUG	37014		
1.9 TDI	66	90	1896	1996	2000	AHU, AHH	37014		
1.9 TDI	74	101	1896	2000	2000	AVB	37014		
1.9 TDI	81	110	1896	1996	2000	AFN, AVG	37014		
1.9 TDI	85	115	1896	1998	2000	ATJ, AJM	37014		
1.9 TDI 4motion	85	115	1896	1999	2000	ATJ	37014		
1.9 TDI Syncro/4motion	81	110	1896	1997	2000	AFN, AVG	37014		
2.0	88	120	1984	2000	2000	ASU, AUZ	37014		
2.0 4motion	88	120	1984	2000	2000	ASU	37014		
2.3 VR5	110	150	2324	1996	2000	AGZ	37014		
2.3 VR5 Syncro/4motion	110	150	2324	1997	2000	AGZ	37014		
PASSAT (3B3)									
1.6	75	102	1595	2000	2005	ALZ	37014		
1.8 T	125	170	1781	2001	2005	AWM	37014		
1.8 T 20V	110	150	1781	2000	2005	AWT	37014		
1.9 TDI	74	101	1896	2000	2005	AVB	37014		
1.9 TDI	96	130	1896	2000	2005	AVF, AWX	37014		
1.9 TDI 4motion	96	130	1896	2000	2005	AVF	37014		
2.0	85	115	1984	2000	2005	AZM	37014		
2.0	96	130	1984	2001	2005	ALT	37014		
2.0 4motion	85	115	1984	2000	2005	AZM	37014		
2.3 V5	125	170	2324	2000	2005	AZX	37014		
2.3 V5 4motion	125	170	2324	2000	2005	AZX	37014		
PASSAT Variant (3B5)									
1.6	74	101	1595	1997	2000	AHL, ADP, ANA, ARM	37014		
1.8	92	125	1781	1997	2000	ADR, ARG, APT	37014		
1.8 Syncro/4motion	92	125	1781	1997	2000	ADR, ARG, APT	37014		
1.8 T	110	150	1781	1997	2000	AEB, ANB, APU, ATW, AUG	37014		
1.9 TDI	66	90	1896	1997	2000	AHU, AHH	37014		
1.9 TDI	74	101	1896	2000	2000	AVB	37014		
1.9 TDI	81	110	1896	1997	2000	AFN, AVG	37014		
1.9 TDI	85	115	1896	1998	2000	ATJ, AJM	37014		
1.9 TDI 4motion	85	115	1896	1999	2000	ATJ, AJM	37014		
1.9 TDI Syncro/4motion	81	110	1896	1997	2000	AFN, AVG	37014		
2.0	88	120	1984	2000	2000	ASU, AUZ	37014		
2.0 4motion	88	120	1984	2000	2000	ASU, AUZ	37014		
2.3 VR5	110	150	2324	1997	2000	AGZ	37014		
2.3 VR5 Syncro/4motion	110	150	2324	1997	2000	AGZ	37014		
PASSAT Variant (3B6)									
1.6	75	102	1595	2000	2005	ALZ	37014		
1.8 T 20V	110	150	1781	2000	2005	AWT	37014		
1.9 TDI	74	101	1896	2000	2005	AVB	37014		
1.9 TDI	96	130	1896	2000	2005	AVF, AWX	37014		
1.9 TDI 4motion	96	130	1896	2000	2005	AVF	37014		
2.0	85	115	1984	2000	2005	AZM	37014		
2.0	96	130	1984	2001	2005	ALT	37014		

VW										
Make / Model	Kw	Cv	Cc	From	To	Engine / Cod. Motore	Part Number	Part Number	Part Number	
PASSAT Variant (3B6)										
2.0 4motion	85	115	1984	2000	2005	AZM	37014			
2.3 VR5	125	170	2324	2000	2005	AZX	37014			
2.3 VR5 4motion	125	170	2324	2000	2005	AZX	37014			
TOUAREG (7LA, 7L6, 7L7)										
3.0 V6 TDI	165	225	2967	2004	2010	BKS, CATA	37092			
3.0 V6 TDI	176	240	2967	2007	2010	CASC, CASA	37092			
3.2 V6	162	220	3189	2002	2006	BMV, BRJ, BAA, AZZ, BKJ...	37092			
3.2 V6	177	241	3189	2004	2006	BMV	37092			
3.6 V6 FSI	206	280	3597	2005	2010	BHK, BHL	37092			
4.2 V8	228	310	4172	2002	2006	AXQ	37092			
4.2 V8 FSI	257	350	4163	2006	2010	BAR	37092			
6.0 W12	331	450	5998	2004	2010	BJN, CFRA	37092			
TRANSPORTER V Bus (7HB, 7HJ, 7EB, 7EJ, 7EF, 7EG, 7HF, 7EC)										
3.2 V6	170	231	3189	2004	2004	BDL	37092			
3.2 V6	173	235	3189	2004	2009	BKK, CFLA	37092			
3.2 V6 4motion	173	235	3189	2003	2009	BKK, CFLA	37092			
TRANSPORTER V Platform/Chassis (7JD, 7JE, 7JL, 7JY, 7JZ, 7FD)										
3.2 V6	170	231	3189	2004	2009	BDL	37092			
3.2 V6	173	235	3189	2003	2006	BKK	37092			
TRANSPORTER V Van (7HA, 7HH, 7EA, 7EH)										
3.2 4motion	173	235	3189	2003	2009	BKK, CFLA	37092			
3.2 V6	170	231	3189	2003	2005	BDL	37092			
3.2 V6	173	235	3189	2004	2009	BKK, CFLA	37092			

IVECO									
Make / Model	Kw	Cv	Cc	From	To	Engine / Cod. Motore	Part Number	Part Number	Part Number
EUROCARGO I-III									
120 E 18, 120 E 18 P, 120 E 18 H	130	177	5861	1991	2015	8060.25V.4080, 8060.45B...	37060		
120 E 23, 120 E 23 P, 120 E 23 FP, 120 E 23 H	167	227	5861	1991	2015	8060.45.6090, 8060.45S....	37060		
130 E 23	167	227	5861	1991	2015	8060.45.6090, 8060.45S....	37060		
135 E 23 W	167	227	5861	1991	2015	8060.45S TCA	37060		
135 E 23 WR	167	227	5861	1991	2015	8060.45S TCA	37060		
150 E 23, 150 E 23 P, 150 E 23 FP	167	227	5861	1991	2015	8060.45.6090, 8060.45S....	37060		
260 E 23	167	227	5861	1992	2015	8060.45S.6000, 8060.45S...	37060		
260 E 23 KE	167	227	5861	1992	2015	8060.45S TCA	37060		
260 E 23 T	167	227	5861	1991	2015	8060.45S.6000, 8060.45S...	37060		
280 E 23 T	167	227	5861	1991	2015	8060.45S.6000	37060		
P/PA									
190-25 AH	188	256	12763	1983	1986	F8L 413 F	37018		
190-25 AHW	188	256	12763	1983	1986	F8L 413 F	37018		
190-30 H	224	305	13798	1987	1990	8210.22.210, 8210.22.23...	37018		
190-30 HT	224	305	13798	1989	1990	8210.22.210, 8210.22.23...	37018		
190-30 HW	224	305	13798	1991	1992	8210.22.210, 8210.22.23...	37018		
190-32 AH	235	320	15953	1983	1985	F10L 413 F	37018		
190-32 AHW	235	320	15953	1983	1985	F10L 413 F	37018		
330-30 H	224	305	13798	1984	1990	8210.22X.235, 8210.22X.523	37018		
330-30 HT	224	305	13798	1988	1990	8210.22X.235, 8210.22X.523	37018		
330-30 HW	224	305	13798	1988	1992	8210.22X.235, 8210.22X.523	37018		
330-36 H	265	360	13798	1989	1992	8210.42.270, 8210.42.27...	37018		
330-36 HT	265	360	13798	1991	1992	8210.42.270, 8210.42.27...	37018		
330-36 HW	265	360	13798	1989	1992	8210.42.270, 8210.42.27...	37018		
P/PA-Haubenfahrzeuge									
150-16 AN	118	160	6128	1983	1991	BF6L 913	37018		
150-16 ANW	118	160	6128	1983	1991	BF6L 913	37018		
190-25 AN	188	256	12763	1986	1990	F8L 413 F	37018		
190-25 ANT	188	256	12763	1986	1987	F8L 413 F	37018		
190-25 ANW	188	256	12763	1983	1987	F8L 413 F	37018		
190-30 N	224	305	13798	1987	1990	8210.22.175	37018		
190-30 NT	224	305	13798	1987	1990	8210.22.175	37018		
260-25 AN	188	256	12763	1983	1986	F8L 413 F	37018		
330-30 AN	225	306	12763	1986	1990	BF8L 513	37018		
330-30 ANW	225	306	12763	1986	1990	BF8L 513	37018		
330-30 N	224	305	13798	1991	1992	8210.22X.069, 8210.22X.575	37018		
330-30 NW	224	305	13798	1991	1992	8210.22X.069, 8210.22X.575	37018		
TURBOSTAR									
190-33	243	330	13798	1986	1987	8210.22.105	37018		
190-33 P	243	330	13798	1986	1987	8210.22.105	37018		
190-33 T	243	330	13798	1986	1987	8210.22.105	37018		
190-36	265	360	13798	1987	1990	8210.42.101	37018		
190-36	277	377	13798	1990	1993	8210.42.152, 8210.42.15...	37018		
190-36 P	265	360	13798	1987	1990	8210.42.101	37018		
190-36 P	277	377	13798	1990	1993	8210.42.152, 8210.42.15...	37018		
190-36 T	265	360	13798	1987	1990	8210.42.101	37018		
190-36 T	277	377	13798	1990	1993	8210.42.152, 8210.42.15...	37018		
TURBOTECH									
190-36	265	360	13798	1990	1992	8210.42.271, 8210.42.101	37018		
190-36	277	377	13798	1990	1992	8210.42.151, 8210.42.16...	37018		
190-36 T	277	377	13798	1990	1992	8210.42.151, 8210.42.16...	37018		
190-36T	265	360	13798	1990	1992	8210.42.271, 8210.42.101	37018		
220-36 PT	277	377	13798	1990	1992	8210.42.152, 8210.42.15...	37018		
240-36 P	277	377	13798	1990	1992	8210.42.155, 8210.42.16...	37018		

MERCEDES-BENZ									
Make / Model	Kw	Cv	Cc	From	To	Engine / Cod. Motore	Part Number	Part Number	Part Number
AXOR									
1823	170	231	6374	2002	2004	OM 906.920	37070		

MERCEDES-BENZ

Make / Model	Kw	Cv	Cc	From	To	Engine / Cod. Motore	Part Number	Part Number	Part Number
AXOR									
1823 K	170	231	6374	2002	2004	OM 906.920	37070		
1835 LS	260	354	11967	2002	2004	OM 457.937	37070		
1840 LS	295	401	11967	2002	2004	OM 457.937	37070		
1843 LS	315	428	11967	2002	2004	OM 457.937	37070		
2523	170	231	6374	2002	2004	OM 906.920	37070		
2523 K	170	231	6374	2002	2004	OM 906.920	37070		
2528	205	279	6374	2002	2004	OM 906.921	37070		
2535 LS	260	354	11967	2002	2004	OM 457.937, OM 457.948	37070		
2540 LS	295	401	11967	2002	2004	OM 457.937, OM 457.948	37070		
2543 LS	315	428	11967	2002	2004	OM 457.937, OM 457.948	37070		
2623 L	170	231	6374	2002	2004	OM 906.920	37070		
2628 B	205	279	6374	2002	2004	OM 906.921	37070		
2628 K	205	279	6374	2002	2004	OM 906.921	37070		
2628 L	205	279	6374	2002	2004	OM 906.921	37070		
3228 C	205	279	6374	2002	2004	OM 906.921	37070		
AXOR 2									
1823 AK, 1824 AK	170	231	6374	2004		OM 902.913, OM 902.930,...	37070		
1823 K, 1823 KL, 1824 K	170	231	6374	2004		OM 902.913, OM 906.920,...	37070		
1823 LS, 1824 LS	170	231	6374	2004		OM 902.913, OM 906.920	37070		
1823, 1823 L, 1824, 1824 L, LL	170	231	6374	2004		OM 902.913, OM 906.920	37070		
1826 AK	188	256	6374	2004		OM 902.914, OM 902.931	37070		
1826 K	188	256	6374	2004		OM 902.914	37070		
1826 LS	188	256	6374	2004		OM 902.914	37070		
1826, 1826 L, LL	188	256	6374	2004		OM 902.914	37070		
1828 A, 1829 A	205	279	6374	2004		OM 902.932, OM 906.923,...	37070		
1828 AK, 1829 AK	205	279	6374	2004		OM 902.932, OM 906.923,...	37070		
1828 K, 1828 KL, 1829 K	205	279	6374	2004		OM 902.915, OM 906.921,...	37070		
1828 LS	205	279	6374	2004		OM 906.921	37070		
1828, 1828 L, 1829, 1829 L, LL	205	279	6374	2004		OM 902.915, OM 906.921,...	37070		
1829 LS	210	286	6374	2004		OM 902.915	37070		
1833 A	240	326	7201	2004		OM 926.913	37070		
1833 AK	240	326	7201	2004		OM 926.913, OM 926.917,...	37070		
1833 K	240	326	7201	2004		OM 926.913, OM 926.945	37070		
1833 LS	240	326	7201	2004		OM 926.913	37070		
1833, 1833 L, LL	240	326	7201	2004		OM 926.913	37070		
1836 LS, LLS	265	360	11967	2004		OM 457.937, OM 457.980,...	37070		
1840 LS, LLS	295	401	11967	2004		OM 457.937, OM 457.955,...	37070		
1843 LS, LLS	315	428	11967	2004		OM 457.937, OM 457.980,...	37070		
2440 LS, 2540 LS	295	401	11967	2004		OM 457.981, OM 457.948	37070		
2528 L, 2529 L	205	279	6374	2004		OM 902.915, OM 906.921,...	37070		
2533, 2533 L	240	326	7201	2004		OM 926.913, OM 926.919,...	37070		
2535 L, 2536 L, 2536 LL	260	354	11967	2004		OM 457.937, OM 457.980,...	37070		
2540 L, LL	295	401	11967	2004		OM 457.937, OM 457.980,...	37070		
2543 L, LL	315	428	11967	2004		OM 457.937, OM 457.980,...	37070		
2628 B, 2629 B	205	279	6374	2004		OM 902.915, OM 906.921,...	37070		
2628 K, 2629 K	205	279	6374	2004		OM 902.915, OM 906.921,...	37070		
2628, 2629	205	279	6374	2004		OM 902.915, OM 906.921,...	37070		
2633	240	326	7201	2004		OM 926.913, OM 926.919,...	37070		
2633 B	240	326	7201	2004		OM 926.913, OM 926.919,...	37070		
2633 K	240	326	7201	2004		OM 926.913, OM 926.919,...	37070		
2635 B	260	354	11967	2005		OM 457.956, OM 457.957,...	37070		
2636	265	360	11967	2004		OM 457.937	37070		
2636 B	265	360	11967	2004		OM 457.937, OM 457.948	37070		
2636 K	265	360	11967	2004		OM 457.956, OM 457.957,...	37070		
2640	295	401	11967	2004		OM 457.937	37070		
2640 B	295	401	11967	2004		OM 457.956, OM 457.957,...	37070		
2640 K	295	401	11967	2004		OM 457.956, OM 457.957,...	37070		
2643	315	428	11967	2004		OM 457.937	37070		

MERCEDES-BENZ

Make / Model	Kw	Cv	Cc	From	To	Engine / Cod. Motore	Part Number	Part Number	Part Number
AXOR 2									
2643 B	315	428	11967	2004		OM 457.956, OM 457.957,...	37070		
2643 K	315	428	11967	2004		OM 457.956, OM 457.957,...	37070		
3028 B	205	279	6374	2011		OM 906.921	37070		
3028 K	205	279	6374	2011		OM 906.921	37070		
3236 B	265	360	11967	2004		OM 457.956, OM 457.957,...	37070		
3236 K	265	360	11967	2004		OM 457.956, OM 457.957,...	37070		
3240	295	401	11967	2005		OM 457.937, OM 457.948	37070		
3240 B	295	401	11967	2004		OM 457.956, OM 457.957,...	37070		
3240 K	295	401	11967	2004		OM 457.956, OM 457.957	37070		
3243	315	428	11967	2004		OM 457.937, OM 457.948	37070		
3243 B	315	428	11967	2004		OM 457.956, OM 457.957,...	37070		
3243 K	315	428	11967	2004		OM 457.956, OM 457.957,...	37070		
3335	260	354	11967	2004		OM 457.937	37070		
3335 B	260	354	11967	2004	2005	OM 457.956, OM 457.957	37070		
3340 B	295	401	11967	2004	2005	OM 457.956, OM 457.957	37070		
3340 K, 3341 K	295	401	11967	2004		OM 457.956, OM 457.957,...	37070		
3340, 3341	295	401	11967	2004		OM 457.937, OM 457.918,...	37070		
3343	315	428	11967	2004		OM 457.937	37070		
3343 B	315	428	11967	2004		OM 457.956, OM 457.957	37070		
4135 B	260	354	11967	2005		OM 457.956, OM 457.957	37070		
4135 K	260	354	11967	2009		OM 457.956, OM 457.957	37070		
4140 B	295	401	11967	2011		OM 457.956, OM 457.957	37070		
4140 K	295	401	11967	2009		OM 457.956, OM 457.957	37070		
4143 K	315	428	11967	2009		OM 457.956, OM 457.957	37070		
ECONIC									
1823 L, 1823 LL	170	231	6374	1998		OM 906.924, OM 906.951,...	37070		
1824 L, 1824 LL	175	238	6374	2006		OM 902.933	37070		
1828 L	205	279	6883	2000		M 906.900	37070		
1828 L, 1828 LL	205	279	6374	1998		OM 906.941, OM 906.952	37070		
1828 L, 1828 LL	205	279	6883	2006		M 902.903, M 902.900	37070		
1828 LLS	205	279	6883	2000			37070		
1828 LS	205	279	6883	2004		M 902.903	37070		
1829 L, 1829 LL	210	286	6374	2006		OM 902.927	37070		
1829 LS	210	286	6374	2007		OM 902.927	37070		
1833 L, 1833 LL	240	326	7201	2006		OM 926.924, OM 926.934	37070		
1833 LS	240	326	7201	2007		OM 926.934	37070		
2628 L	205	279	6883	2000		M 906.900	37070		
2628 LL	205	279	6374	1998		OM 906.941, OM 906.952	37070		
2629 L, 2629 LL	210	286	6374	2001		OM 902.927	37070		
2633 L	240	326	7201	2001		OM 926.921, OM 926.934	37070		
2633 L, 2633 LL	240	326	7201	2007		OM 926.924, OM 926.934	37070		
2633 LL	240	326	6374	2007			37070		
3233 L, 3233 LL	240	326	7201	2007		OM 926.934	37070		
LK/LN2									
1114 A	96	131	5958	1987	1998	OM 366.935, OM 366.931,...	37019		
1114 AK	95	129	5958	1987	1998	OM 366.931, OM 356.903,...	37019		
1114 K	95	129	5958	1984	1998	OM 366.914, OM 366.907,...	37019		
1114 S	95	129	5958	1984	1998	OM 366.914, OM 366.907,...	37019		
1114, 1114 L	95	129	5958	1984	1998	OM 366.914, OM 366.907,...	37019		
1117 A	116	158	5958	1987	1998	OM 366.976, OM 366.966,...	37019		
1117 K	116	158	5958	1984	1998	OM 357.901, OM 366.953,...	37019		
1117 O, 1117 LO	116	158	5958	1984	1998	OM 356.949, OM 357.919,...	37019		
1117 S, 1117 LS	116	158	5958	1984	1998	OM 357.918, OM 357.901,...	37019		
1117, 1117 L	116	158	5958	1984	1998	OM 357.918, OM 357.901,...	37019		
1120 AF	150	204	5958	1987	1998	OM 356.995, OM 366.994,...	37019		
1120 F	150	204	5958	1990	1998	OM 366.992, OM 356.996	37019		
1120 L	125	170	5958	1984	1998	OM 366.962	37019		
1120 O, 1120 LO	150	204	5958	1984	1998	OM 356.993, OM 357.929,...	37019		

MERCEDES-BENZ

Make / Model	Kw	Cv	Cc	From	To	Engine / Cod. Motore	Part Number	Part Number	Part Number
LK/LN2									
1120 S,1120 LS	148	201	5958	1984	1998	OM 357.932, OM 357.920,...	37019		
1120,1120 L	148	201	5958	1984	1998	OM 357.932, OM 357.920,...	37019		
1314	95	129	5958	1984	1998	OM 366.914, OM 366.907,...	37019		
1314 AK	95	129	5958	1987	1998	OM 366.918, OM 366.937,...	37019		
1314 K	95	129	5958	1984	1998	OM 366.914, OM 366.907,...	37019		
1314 KO	95	129	5958	1984	1998	OM 356.908, OM 366.936	37019		
1317 AK	116	158	5958	1984	1998	OM 366.944, OM 366.966,...	37019		
1317 K	125	170	5958	1984	1998	OM 357.902, OM 366.962,...	37019		
1317 S,1317 LS	116	158	5958	1984	1998	OM 366.953, OM 357.902,...	37019		
1317,1317 L	116	158	5958	1984	1998	OM 366.953, OM 357.902,...	37019		
1320 S,1320 LS	148	201	5958	1984	1998	OM 357.932, OM 366.992,...	37019		
1320,1320 L	125	170	5958	1984	1998	OM 366.966, OM 366.962	37019		
1320,1320 L	148	201	5958	1984	1998	OM 357.932, OM 366.992,...	37019		
1324 L	150	204	5958	1991	1998	OM 366.997	37019		
1324 S,1324 LS	170	231	5958	1984	1998	OM 356.983, OM 357.940,...	37019		
1324,1324 L	170	231	5958	1984	1998	OM 356.983, OM 357.940,...	37019		
1514 K	95	129	5958	1989	1998	OM 356.908, OM 366.936	37019		
1514,1514 L	95	129	5958	1984	1998	OM 356.908, OM 366.936	37019		
1517 K	116	158	5958	1989	1998	OM 356.946, OM 366.945,...	37019		
1517,1517 L	116	158	5958	1984	1998	OM 356.946, OM 366.945,...	37019		
1520,1520 L	150	204	5958	1984	1998	OM 356.990, OM 357.922,...	37019		
1524,1524 L	170	231	5958	1984	1998	OM 356.999, OM 366.999,...	37019		
1720	150	204	5958	1984	1998	OM 357.922, OM 366.995	37019		
1723, 1724	170	231	5958	1984	1998	OM 366.999	37019		
2020 L	148	201	5958	1984	1998	OM 366.992, OM 366.988,...	37019		
709	63	86	3970	1984	1998	OM 364.907, OM 364.918	37019		
709 K	63	86	3970	1984	1990	OM 364.907, OM 364.918	37019		
809	63	86	3970	1984	1998	OM 364.907, OM 364.918	37019		
809 K	63	86	3970	1984	1998	OM 364.907, OM 364.918	37019		
814 F	95	129	5958	1986	1998	OM 356.905, OM 356.911,...	37019		
814 K	95	129	5958	1984	1998	OM 366.906, OM 366.905,...	37019		
814 O, 814 LO	95	129	5958	1984	1998	OM 356.906, OM 366.932	37019		
814 S	95	129	5958	1984	1998	OM 366.906, OM 366.905,...	37019		
814,814L	95	129	5958	1984	1998	OM 366.906, OM 366.905,...	37019		
817 F	116	158	5958	1984	1998	OM 366.973, OM 366.967,...	37019		
817 K	116	158	5958	1986	1998	OM 366.967, OM 357.900,...	37019		
817 O, 817 LO	116	158	5958	1984	1998	OM 356.948, OM 357.917,...	37019		
817 S,817 LS	116	158	5958	1984	1998	OM 366.967, OM 357.900,...	37019		
817,817 L	116	158	5958	1984	1998	OM 366.967, OM 357.900,...	37019		
914	95	129	5958	1984	1998	OM 366.905, OM 356.901,...	37019		
914 AK	95	129	5958	1987	1998	OM 356.903, OM 366.918	37019		
914 AK	125	170	5958	1987	1998	OM 366.945, OM 366.944	37019		
914 K	95	129	5958	1984	1998	OM 366.905, OM 356.901,...	37019		
914 KO	95	129	5958	1987	1998	OM 356.911, OM 366.940,...	37019		
917 AF	116	158	5958	1987	1998	OM 357.910, OM 366.974,...	37019		
O 1114, O 1114 L	95	129	5958	1984	1998	OM 356.907, OM 366.933	37019		
MK									
1222	160	218	11309	1989	1994	OM 441.905, OM 441.923,...	37019		
1222 A, 1222 LA	160	218	11309	1989	1994	OM 441.914, OM 441.926	37019		
1222 AF	160	218	11309	1989	1993	OM 441.923, OM 441.915,...	37019		
1222 F	160	218	11309	1989	1994	OM 441.905, OM 441.923,...	37019		
1222 S, 1222 LS	160	218	11309	1989	1994	OM 441.905, OM 441.923,...	37019		
1224 AF	170	231	5958	1993	1996	OM 356.999, OM 357.946,...	37019		
1224 AF	180	245	9570	1993	1996	OM 401.984	37019		
1226 AF	180	245	9570	1993	1996	OM 401.973, OM 401.978,...	37019		
1226 AF	195	265	15078	1990	1993	OM 442.914, OM 442.920,...	37019		
1226 AF	250	340	10964	1993	1996	OM 441.989	37019		
1227 A	200	272	9570	1992	1992	OM 401.973, OM 401.989	37019		

MERCEDES-BENZ

Make / Model	Kw	Cv	Cc	From	To	Engine / Cod. Motore	Part Number	Part Number	Part Number
MK									
1231 AF	230	313	9570	1992	1996	OM 401.986	37019		
1234 AF	250	340	10964	1992	1996	OM 441.989, OM 445.923,...	37019		
1417	121	165	5958	1989	1996	OM 356.940, OM 366.952,...	37019		
1417 A	121	165	5958	1989	1996	OM 366.952, OM 356.943,...	37019		
1417 AK	121	165	5958	1989	1996	OM 356.940, OM 366.952,...	37019		
1417 K	121	165	5958	1989	1996	OM 366.952, OM 356.943,...	37019		
1420 AK	160	218	10964	1989	1996	OM 441.905, OM 441.923	37019		
1422	230	313	9570	1993	1994	OM 401.979	37019		
1422 F	160	218	11309	1989	1993	OM 441.913, OM 441.925	37019		
1422 F	180	245	9570	1993	1994	OM 401.979, OM 401.975,...	37019		
1422 LS	200	272	9570	1993	1994	OM 401.977, OM 401.973	37019		
1422 S,1422 LS	160	218	11309	1987	1996	OM 441.905, OM 441.923	37019		
1422,1422 L	160	218	11309	1987	1996	OM 441.905, OM 441.923	37019		
1424 S,1424 LS	180	245	9570	1987	1996	OM 401.975, OM 401.977,...	37019		
1424,1424 L	180	245	9570	1987	1996	OM 401.975, OM 401.973,...	37019		
1426 S,1426 LS	191	260	15078	1987	1996	OM 442.914, OM 442.932	37019		
1427	200	272	9570	1993	1996	OM 401.973	37019		
1427 F	200	272	9570	1993	1996	OM 401.985, OM 401.991	37019		
1427 L	200	272	9570	1987	1996	OM 401.973	37019		
1427 S, 1427 LS	200	272	9570	1993	1996	OM 401.973	37019		
1429 AF	213	290	15078	1992	1996	OM 442.926	37019		
1431	213	290	15078	1987	1996	OM 442.907	37019		
1431	230	313	9570	1987	1996	OM 401.979	37019		
1431 F	230	313	9570	1987	1996	OM 401.979	37019		
1624 S	180	245	9570	1987	1996	OM 401.975	37019		
1627 AF	195	265	15078	1992	1996	OM 442.914, OM 442.920,...	37019		
1717 AK	129	175	5958	1989	1994	OM 356.940, OM 366.952	37019		
1717 K	129	175	5958	1989	1994	OM 356.940, OM 366.952	37019		
1717,1717 L	129	175	5958	1987	1996	OM 356.940, OM 366.952	37019		
1720 L	151	205	11309	1988	1994	OM 441.920, OM 441.916,...	37019		
1722	153	208	11309	1988	1994	OM 441.920	37019		
1722	218	296	15078	1988	1994	OM 442.907	37019		
1722 AK	151	205	11309	1988	1994	OM 441.914, OM 441.926,...	37019		
1722 AK	200	272	9570	1988	1994	OM 401.973, OM 401.978	37019		
1722 K	153	208	11309	1988	1994	OM 441.920, OM 441.914,...	37019		
1722 K	230	313	9570	1988	1994	OM 401.979	37019		
1722 S	153	208	11309	1988	1994	OM 441.920, OM 441.914,...	37019		
1722, 1722 L, 1722 LL	160	208	10964	1988	1994	OM 441.905, OM 441.923	37019		
1722,1722 L, 1722 LL	151	205	11309	1987	1996	OM 441.920, OM 441.914,...	37019		
1726 AK	195	265	15078	1989	1994	OM 442.935, OM 442.922	37019		
1726 K	195	265	15078	1988	1994	OM 442.914, OM 442.932,...	37019		
1726 L, 1726 LL	250	340	10964	1988	1994	OM 441.960	37019		
1726 LL	200	272	9570	1987	1996	OM 401.973, OM 401.978	37019		
1726 S,1726 LS	195	265	15078	1987	1996	OM 442.914, OM 442.932,...	37019		
1726,1726 L, 1726 LL	195	265	15078	1987	1996	OM 442.923, OM 442.914,...	37019		
1727 L	200	272	9570	1988	1994	OM 401.973, OM 401.978	37019		
1729	210	286	15078	1987	1996	OM 442.923, OM 442.906,...	37019		
1729 LS	213	290	15078	1987	1996	OM 442.907	37019		
1733 S,1733 LS	243	330	10964	1987	1996	OM 441.981, OM 441.962,...	37019		
1733,1733 L, 1734 L	243	330	10964	1987	1996	OM 441.986, OM 445.920,...	37019		
1824	180	245	9570	1992	1996	OM 401.975	37019		
1824	213	290	15078	1988	1994	OM 442.907	37019		
1824 AK	180	245	9570	1992	1996	OM 401.984, OM 401.990	37019		
1824 K	180	245	9570	1992	1996	OM 401.975	37019		
1827 AK	200	272	9570	1992	1996	OM 401.973, OM 401.989	37019		
1827 S,1827 LS	200	272	9570	1987	1996	OM 401.977, OM 401.973,...	37019		
1827,1827 L	200	272	9570	1987	1996	OM 401.977, OM 401.973,...	37019		
1831 K	230	313	9570	1988	1994	OM 401.979	37019		

MERCEDES-BENZ

Make / Model	Kw	Cv	Cc	From	To	Engine / Cod. Motore	Part Number	Part Number	Part Number
MK									
1831 S,1831 LS	230	313	9570	1987	1996	OM 401.972, OM 401.979,...	37019		
1831,1831 L	230	313	9570	1987	1996	OM 401.972, OM 401.979,...	37019		
1834 S,1834 LS	250	340	10964	1987	1996	OM 441.986, OM 445.920,...	37019		
1834,1834 L	250	340	10964	1987	1996	OM 441.986, OM 445.920,...	37019		
1926	195	265	15078	1987	1996	OM 442.914, OM 442.932,...	37019		
2327 L	200	272	9570	1987	1996	OM 401.973	37019		
2422	160	224	10964	1989	1994	OM 441.923	37019		
2422 , 2422 L	160	205	10964	1989	1994	OM 441.905, OM 441.923	37019		
2422 B	160	218	11309	1989	1994	OM 441.912, OM 441.924	37019		
2422 K	160	218	11309	1989	1994	OM 441.905, OM 441.923,...	37019		
2422 L	153	208	11309	1987	1996	OM 441.920	37019		
2422 L	160	218	11309	1987	1996	OM 441.905, OM 441.923	37019		
2422, 2422 L	151	205	11309	1989	1994	OM 441.920, OM 441.916,...	37019		
2422,2422 L	153	208	11309	1987	1996	OM 441.920, OM 441.905,...	37019		
2426	195	265	15078	1987	1996	OM 442.914, OM 442.932,...	37019		
2426 B	195	265	15078	1990	1994	OM 442.921	37019		
2426 L	195	265	15078	1987	1996	OM 442.914, OM 442.932	37019		
2426 L	200	272	9570	1990	1994	OM 401.979, OM 401.973	37019		
2426 L	250	340	10964	1990	1994	OM 441.960	37019		
2426, 2426 L	195	265	15078	1990	1994	OM 442.914, OM 442.932,...	37019		
2427 B	200	272	9570	1990	1994	OM 401.977, OM 401.978	37019		
2427 B	210	286	15078	1990	1994	OM 442.923	37019		
2427 L	200	272	9570	1987	1996	OM 401.977, OM 401.973	37019		
2429	210	286	15078	1987	1996	OM 442.923, OM 442.906,...	37019		
2431	230	313	9570	1987	1996	OM 401.972, OM 401.979,...	37019		
2433 K	249	330	10964	1989	1992	OM 441.981, OM 441.960	37019		
2433 L	230	313	9570	1987	1996	OM 401.979	37019		
2433 L	243	330	10964	1987	1996	OM 441.960	37019		
2433 S	243	330	10964	1987	1996	OM 441.986, OM 441.981,...	37019		
2433 S,2433 LS	243	330	10964	1987	1996	OM 441.981, OM 441.962,...	37019		
2433,2433 L, 2434 L	243	330	10964	1987	1996	OM 441.986, OM 445.920,...	37019		
2522 L	153	208	11309	1987	1996	OM 441.920	37019		
2522 L	165	224	11309	1987	1996	OM 441.905	37019		
2524	180	245	9570	1992	1996	OM 401.975	37019		
2524 K	180	245	9570	1992	1996	OM 401.975	37019		
2524 L	180	245	9570	1987	1996	OM 401.975	37019		
2524,2524 L	180	245	9570	1987	1996	OM 401.975, OM 401.973	37019		
2527	200	272	9570	1993	1996	OM 401.973	37019		
2527 B	200	272	9570	1991	1996	OM 401.980, OM 401.973,...	37019		
2527 K	200	272	9570	1993	1996	OM 401.973	37019		
2527 L	195	265	15078	1991	1994	OM 442.914	37019		
2527 L	200	272	9570	1992	1996	OM 401.979, OM 401.977,...	37019		
2531 B	230	313	9570	1987	1996	OM 401.979	37019		
2531 L	230	313	9570	1987	1996	OM 401.972, OM 401.979,...	37019		
2531,2531 L	230	313	9570	1987	1996	OM 401.972, OM 401.979,...	37019		
2534 K	250	340	10964	1991	1996	OM 441.986, OM 445.920,...	37019		
2534 L	230	313	9570	1987	1996	OM 401.979, OM 401.974	37019		
2534 S,2534 LS	250	340	10964	1987	1996	OM 441.986, OM 445.920,...	37019		
2534,2534 L	250	340	10964	1987	1996	OM 441.986, OM 445.920,...	37019		
3231 L	230	313	9570	1987	1996	OM 401.972, OM 401.979,...	37019		
NG									
1019 AF	141	192	9570	1979	1982	OM 401.919, OM 401.922	37019		
1019 F	141	192	9570	1979	1982	OM 401.919, OM 401.922	37019		
1219	141	192	9570	1975	1984	OM 401.914, OM 401.915	37019		
1219 A	141	192	9570	1975	1982	OM 401.905, OM 401.906	37019		
1219 AF	141	192	9570	1975	1984	OM 401.919	37019		
1219 AK	141	192	9570	1975	1984	OM 401.905	37019		
1219 K	141	192	9570	1975	1984	OM 401.905, OM 401.906	37019		

MERCEDES-BENZ

Make / Model	Kw	Cv	Cc	From	To	Engine / Cod. Motore	Part Number	Part Number	Part Number
NG									
1219 S	141	192	9570	1975	1984	OM 401.914, OM 401.915	37019		
1222	159	216	10964	1982	1990	OM 421.905, OM 421.909	37019		
1222 A	159	216	10964	1982	1990	OM 421.905, OM 421.909	37019		
1222 AF	159	216	10964	1982	1991	OM 421.906	37019		
1222 F	159	216	10964	1982	1991	OM 421.906	37019		
1222 S	159	216	10964	1982	1990	OM 421.905	37019		
1225 AF	206	280	14618	1982	1991	OM 422.913, OM 422.923	37019		
1225 AF	213	290	15078	1982	1991	OM 442.907	37019		
1228 AF	206	280	14618	1982	1991	OM 422.913	37019		
1414	100	136	5960	1984	1991	OM 366.906, OM 366.909	37019		
1414 K	100	136	5960	1984	1991	OM 366.906, OM 366.909	37019		
1417 C	125	170	5960	1984	1991	OM 366.951, OM 366.952	37019		
1417 CA	125	170	5960	1984	1991	OM 366.951, OM 366.952	37019		
1417 CAK	125	170	5960	1984	1991	OM 366.951, OM 366.952	37019		
1417 CK	125	170	5960	1984	1991	OM 366.951, OM 366.952	37019		
1419 AK	141	192	9570	1975	1984	OM 401.905	37019		
1419 AS	141	192	9570	1975	1982	OM 401.914	37019		
1419 C,1419 CL	141	192	5675	1973	1996	OM 362.906, OM 362.909	37019		
1419 F	141	192	9570	1975	1982	OM 401.919, OM 401.914	37019		
1419 K	141	192	9570	1975	1982	OM 401.905	37019		
1419 S,1419 LS	141	192	9570	1973	1996	OM 401.905	37019		
1419,1419 L	141	192	9570	1973	1996	OM 401.914	37019		
1422 F	159	216	10900	1982	1990	OM 421.906	37019		
1422 S, 1422 LS	159	216	10964	1973	1996	OM 421.905	37019		
1422,1422 L	159	216	10900	1973	1996	OM 421.905	37019		
1424 F	176	240	12760	1975	1987	OM 402.919	37019		
1424 K	176	240	12760	1975	1987	OM 402.910, OM 402.911	37019		
1424 S,1424 LS	176	240	12760	1973	1996	OM 402.910, OM 402.911	37019		
1424,1424 L	176	240	12760	1973	1996	OM 402.910, OM 402.911	37019		
1428 AF	206	280	14618	1973	1996	OM 422.913	37019		
1428 F	206	280	14618	1982	1991	OM 422.907, OM 422.913	37019		
1429 AF	213	290	15078	1973	1996	OM 442.907	37019		
1614	100	136	5960	1984	1991	OM 366.906	37019		
1614 K	100	136	5960	1984	1991	OM 366.909	37019		
1617 C,1617 CL	125	170	5960	1973	1996	OM 366.951, OM 366.952	37019		
1617 CAK	125	170	5960	1984	1991	OM 366.951, OM 366.952	37019		
1619 AK	141	192	9570	1974	1982	OM 401.905	37019		
1619 C,1619 CL	141	192	5675	1973	1996	OM 362.906, OM 362.909	37019		
1619 K	141	192	9570	1974	1982	OM 401.905	37019		
1619 KO	141	192	9570	1974	1987	OM 401.914, OM 401.905	37019		
1619 S	141	192	9570	1974	1984	OM 401.914, OM 401.905	37019		
1619,1619 L	141	192	9570	1973	1996	OM 401.914, OM 401.905	37019		
1622 AK	159	216	10964	1982	1989	OM 421.905	37019		
1622 K	159	216	10964	1982	1989	OM 421.905	37019		
1622 S	159	216	10964	1982	1991	OM 421.905	37019		
1622,1622 L	159	216	10964	1973	1996	OM 421.905, OM 441.906,...	37019		
1624 K	176	240	12760	1975	1982	OM 402.910	37019		
1624 S,1624 LS	176	240	12760	1973	1996	OM 402.911	37019		
1624,1624 L	176	240	12760	1973	1996	OM 402.911, OM 402.923	37019		
1626 AK	188	256	12760	1973	1980	OM 402.906	37019		
1626 AS	188	256	12760	1974	1980	OM 402.912, OM 402.906	37019		
1626 K	188	256	12760	1973	1980	OM 402.906	37019		
1626 S,1626 LS	188	256	12760	1973	1996	OM 402.912, OM 402.916,...	37019		
1626,1626 L	188	256	12760	1973	1996	OM 402.912	37019		
1628 A	206	280	14618	1980	1989	OM 422.905, OM 422.906,...	37019		
1628 S,1628 LS	206	280	14618	1973	1996	OM 422.905, OM 422.906,...	37019		
1628,1628 L	206	280	14618	1973	1996	OM 422.905, OM 422.906,...	37019		
1632 AK	235	320	15950	1973	1982	OM 403.916	37019		

MERCEDES-BENZ

Make / Model	Kw	Cv	Cc	From	To	Engine / Cod. Motore	Part Number	Part Number	Part Number
NG									
1632 AS	235	320	15950	1974	1983	OM 403.931, OM 403.916	37019		
1632 K	235	320	15950	1973	1982	OM 403.916	37019		
1632 S,1632 LS	235	320	15950	1973	1996	OM 403.931, OM 403.932,...	37019		
1632,1632 L	235	320	15950	1973	1996	OM 403.931, OM 403.932	37019		
1633 S,1633 LS	243	330	14600	1973	1996	OM 422.957, OM 422.958,...	37019		
1633,1633 L	243	330	14600	1973	1996	OM 422.957, OM 422.958,...	37019		
1635 K	260	354	14618	1986	1989	OM 442.950, OM 442.952	37019		
1635 S,1635 LS	260	354	14618	1973	1996	OM 442.950, OM 442.952	37019		
1635,1635 L	260	354	14618	1973	1996	OM 442.950, OM 442.952	37019		
1636 S,1636 LS	261	355	18273	1973	1996	OM 423.905, OM 423.908	37019		
1636,1636 L	261	355	18273	1973	1996	OM 423.905, OM 423.908	37019		
1638	276	375	14618	1980	1986	OM 422.953, OM 422.955,...	37019		
1638 S,1638 LS	276	375	14618	1973	1996	OM 422.953, OM 422.955,...	37019		
1644	320	435	14618	1986	1989	OM 442.980, OM 442.951,...	37019		
1644 S,1644 LS	320	435	14618	1973	1996	OM 442.980, OM 442.951,...	37019		
1719	141	192	9570	1973	1982	OM 401.916, OM 401.909	37019		
1719 AK	141	192	9570	1973	1982	OM 401.909	37019		
1719 K	141	192	9570	1973	1982	OM 401.909	37019		
1719 S	141	192	9570	1973	1982	OM 401.916, OM 401.909	37019		
1814	100	136	5960	1984	1991	OM 366.906	37019		
1919	141	192	9570	1974	1982	OM 401.916, OM 401.909	37019		
1919 AK	141	192	9570	1974	1982	OM 401.909	37019		
1919 K	141	192	9570	1974	1982	OM 401.909	37019		
2032 S	235	320	15950	1975	1983	OM 403.931, OM 403.932	37019		
2033 LS	243	330	14600	1981	1987	OM 422.952, OM 422.956	37019		
2035 S,2035 LS	260	354	14618	1973	1996	OM 442.958, OM 442.950,...	37019		
2036 A	260	354	14618	1980	1989	OM 442.962, OM 442.950	37019		
2036 LS	261	355	18300	1984	1991	OM 423.905, OM 423.908	37019		
2219	141	192	9570	1976	1987	OM 401.926	37019		
2219 C,2219 CL	141	192	5675	1973	1996	OM 362.906, OM 362.909	37019		
2219 K	141	192	9570	1976	1987	OM 401.925	37019		
2219 KO	141	192	9570	1976	1987	OM 401.926, OM 401.914	37019		
2219,2219 L	141	192	9570	1973	1996	OM 401.926, OM 401.927,...	37019		
2222	159	216	10964	1982	1991	OM 421.905	37019		
2222 B	159	216	10964	1982	1991	OM 421.905, OM 441.906,...	37019		
2222 K	159	216	10964	1982	1991	OM 421.905	37019		
2222 L	159	216	10964	1973	1996	OM 421.905, OM 441.905,...	37019		
2222 L	159	216	11309	1973	1996	OM 441.914, OM 441.919	37019		
2222,2222 L	159	216	10964	1973	1996	OM 421.905	37019		
2224	176	240	12760	1976	1982	OM 402.928, OM 402.911	37019		
2224 B	176	240	12760	1975	1984	OM 402.914	37019		
2224 K	176	240	12760	1976	1982	OM 402.927, OM 402.910	37019		
2224 S	176	240	12760	1976	1982	OM 402.928, OM 402.911	37019		
2225 B	184	250	14618	1983	1991	OM 422.912	37019		
2226	188	256	12760	1975	1980	OM 402.912, OM 402.924,...	37019		
2226 S,2226 LS	188	256	12760	1973	1996	OM 402.912, OM 402.924,...	37019		
2226,2226 L	188	256	12760	1973	1996	OM 402.912, OM 402.924,...	37019		
2228	206	280	14618	1979	1991	OM 422.905, OM 422.911	37019		
2228 S	206	280	14618	1979	1991	OM 422.905, OM 422.911	37019		
2228,2228 L	206	280	14618	1973	1996	OM 422.905, OM 422.906,...	37019		
2232	235	320	15950	1974	1983	OM 403.931, OM 403.932	37019		
2232 S,2232 LS	235	320	15950	1973	1996	OM 403.931, OM 403.932	37019		
2232,2232 L	235	320	15950	1973	1996	OM 403.931, OM 403.932	37019		
2233	243	330	14618	1980	1987	OM 422.957, OM 422.952,...	37019		
2233 S	243	330	14618	1980	1987	OM 422.957, OM 422.958	37019		
2233,2233 L	243	330	14618	1973	1996	OM 422.957, OM 422.958,...	37019		
2235 K	260	354	14618	1986	1989	OM 442.950	37019		
2235 S, 2235 LS	260	354	14618	1973	1996	OM 442.950	37019		

MERCEDES-BENZ

Make / Model	Kw	Cv	Cc	From	To	Engine / Cod. Motore	Part Number	Part Number	Part Number
NG									
2235,2235 L	260	354	14618	1973	1996	OM 442.950	37019		
2236	261	355	18273	1982	1991	OM 423.905, OM 423.908	37019		
2236 S	261	355	18273	1984	1991	OM 423.905, OM 423.908	37019		
2238 S	276	375	14618	1981	1986	OM 422.953, OM 422.955,...	37019		
2238,2238 L	276	375	14618	1973	1996	OM 422.953, OM 422.955,...	37019		
2244 S	320	435	14618	1985	1989	OM 442.951	37019		
2244,2244 L	320	435	14618	1973	1996	OM 442.980, OM 442.951,...	37019		
2422	159	216	10964	1981	1990	OM 421.905	37019		
2422	160	218	10964	1973	1996	OM 441.905, OM 441.917	37019		
2422	160	218	11309	1973	1996	OM 441.914, OM 441.919	37019		
2422 K	159	216	10964	1981	1991	OM 421.905	37019		
2428	206	280	14618	1973	1996	OM 422.905, OM 422.916,...	37019		
2433	243	330	14618	1980	1991	OM 422.957, OM 422.954	37019		
2438	276	375	14618	1973	1996	OM 422.953, OM 422.955,...	37019		
2438 L	269	366	14618	1980	1990	OM 422.955, OM 422.959	37019		
2444 LS	320	435	14618	1973	1996	OM 442.980, OM 442.951,...	37019		
2528 A	206	280	14618	1980	1991	OM 422.907, OM 422.916,...	37019		
2528 AK	206	280	14618	1980	1991	OM 422.907, OM 422.916,...	37019		
2536 AK	260	354	14618	1981	1991	OM 442.962, OM 442.950,...	37019		
2536 AK	261	355	18273	1981	1991	OM 423.905, OM 423.907	37019		
2626	188	256	12760	1975	1981	OM 402.916, OM 402.906	37019		
2626 A	188	256	12760	1975	1981	OM 402.916, OM 402.906	37019		
2626 AB	188	256	12760	1974	1980	OM 402.912, OM 402.926,...	37019		
2626 AK	188	256	12760	1973	1981	OM 402.912, OM 402.906	37019		
2626 AS	188	256	12760	1975	1981	OM 402.916, OM 402.906	37019		
2626 B	188	256	12760	1974	1980	OM 402.912, OM 402.926,...	37019		
2626 K	188	256	12760	1973	1981	OM 402.912, OM 402.906	37019		
2626 S	188	256	12760	1975	1981	OM 402.916, OM 402.906	37019		
2628	206	280	14618	1980	1991	OM 422.905, OM 422.911	37019		
2628 A	206	280	14618	1980	1991	OM 422.907, OM 422.916,...	37019		
2628 AK	206	280	14618	1980	1991	OM 422.913	37019		
2628 AS	206	280	14618	1980	1991	OM 422.907, OM 422.913	37019		
2628 B	206	280	14618	1980	1989	OM 422.905, OM 422.911	37019		
2628 K	206	280	14618	1980	1991	OM 422.905, OM 422.911	37019		
2628 S	206	280	14618	1980	1991	OM 422.905, OM 422.911	37019		
2632	235	320	15950	1974	1983	OM 403.932, OM 403.916	37019		
2632 A	235	320	15950	1974	1983	OM 403.932, OM 403.916	37019		
2632 AK	235	320	15950	1973	1983	OM 403.931, OM 403.935,...	37019		
2632 AS	235	320	15950	1974	1983	OM 403.931, OM 403.932,...	37019		
2632 K	235	320	15950	1973	1983	OM 403.931, OM 403.935,...	37019		
2632 S	235	320	15950	1974	1983	OM 403.931, OM 403.932,...	37019		
2633	243	330	14618	1982	1987	OM 422.957, OM 422.952,...	37019		
2633 S	243	330	14618	1982	1987	OM 422.952, OM 422.954,...	37019		
2635	260	354	14618	1986	1991	OM 442.950, OM 442.952	37019		
2635 A	269	366	14618	1987	1991	OM 442.962	37019		
2635 AK	269	366	14618	1987	1991	OM 442.962	37019		
2635 AS	269	366	14618	1987	1991	OM 442.962	37019		
2635 S	260	354	14618	1986	1991	OM 442.950, OM 442.952	37019		
2636	261	355	18273	1981	1991	OM 423.905	37019		
2636 A	261	355	18273	1981	1991	OM 423.907	37019		
2636 AK	261	355	18273	1981	1991	OM 423.907	37019		
2636 AS	261	355	18273	1981	1991	OM 423.907	37019		
2636 K	261	355	18273	1981	1991	OM 423.905	37019		
2636 S	261	355	18273	1981	1991	OM 423.905	37019		
2638	276	375	14618	1981	1986	OM 422.953, OM 422.955,...	37019		
2638 S	276	375	14600	1981	1986	OM 422.953, OM 422.955	37019		
2644	320	435	14618	1973	1996	OM 442.980, OM 442.951,...	37019		
2644 S	320	435	14618	1985	1990	OM 442.980, OM 442.953	37019		

MERCEDES-BENZ

Make / Model	Kw	Cv	Cc	From	To	Engine / Cod. Motore	Part Number	Part Number	Part Number
NG									
3025 B	184	250	14618	1983	1991	OM 422.912, OM 422.909	37019		
3025 K	184	250	14618	1985	1987	OM 422.920	37019		
3028	206	280	14618	1980	1991	OM 422.905, OM 422.911	37019		
3028 B	206	280	14618	1985	1987	OM 422.919	37019		
3028 K	206	280	14618	1985	1987	OM 422.919	37019		
3033	243	330	14618	1982	1987	OM 422.957, OM 422.954	37019		
3036	261	355	18273	1981	1991	OM 423.905, OM 423.908	37019		
3038	276	375	14618	1981	1986	OM 422.953, OM 422.955,...	37019		
3228 B	206	280	14618	1987	1991	OM 422.921, OM 422.919	37019		
3228 K	206	280	14618	1987	1991	OM 422.921, OM 422.919	37019		
3235	260	354	14618	1988	1994	OM 442.944	37019		
3328	206	280	14618	1980	1991	OM 422.905, OM 422.911,...	37019		
3328 B	206	280	14600	1982	1987	OM 422.914, OM 422.919	37019		
3328 B	206	280	14618	1980	1991	OM 422.905, OM 422.907,...	37019		
3328 K	206	280	14600	1982	1987	OM 422.914, OM 422.919	37019		
3333	243	330	14618	1982	1991	OM 422.954	37019		
3333 B	243	330	14618	1982	1991	OM 422.954	37019		
3333 K	243	330	14618	1982	1991	OM 422.954	37019		
3335	260	354	14618	1986	1991	OM 442.950, OM 442.952	37019		
3335 A	260	354	14618	1986	1991	OM 442.962	37019		
3336	261	355	18273	1982	1991	OM 423.905, OM 423.907	37019		
3336 A	260	354	14618	1981	1991	OM 442.950, OM 442.952	37019		
3336 A	261	355	18273	1981	1991	OM 423.905, OM 423.907	37019		
3336 AK	261	355	18273	1986	1991	OM 423.907	37019		
3336 B	261	355	18273	1982	1991	OM 423.907	37019		
3336 K	261	355	18373	1982	1991	OM 423.905	37019		
3336 S	261	355	18273	1982	1991	OM 423.905	37019		
3338	260	354	14618	1981	1986	OM 442.950	37019		
3528	206	280	14618	1982	1987	OM 422.905, OM 422.919	37019		
3528 B	206	280	14618	1987	1989	OM 422.919	37019		
3528 K	206	280	14618	1987	1989	OM 422.919	37019		
3535 AK	260	354	14618	1987	1990	OM 442.950, OM 442.952	37019		
3535 K	260	354	14618	1987	1989	OM 442.959, OM 442.950	37019		
3536 K	261	355	18273	1982	1991	OM 423.907	37019		
3544	320	435	14618	1973	1996	OM 442.980, OM 442.951,...	37019		
3544 S	320	435	14618	1973	1996	OM 442.980, OM 442.951	37019		
3836 AK	261	355	18273	1981	1991	OM 423.907	37019		
O 301									
O 301	100	136	5958	1986	1987	OM 366.917	37019		
O 301	125	170	5958	1986	1987	OM 366.965	37019		
O 302									
O 302	125	170	8720	1969	1974	OM 360.979, OM 360.916	37019		
O 302	159	216	10964	1964	1975	OM 481.904, OM 421.908	37019		
O 303									
O 303	141	192	9570	1974	1983	OM 401.912	37019		
O 303	159	216	10964	1980	1992	OM 441.908, OM 441.911,...	37019		
O 303	165	224	11309	1987	1992	OM 441.918	37019		
O 303	184	250	10964	1985	1989	OM 441.950, OM 421.951	37019		
O 303	188	256	12760	1975	1983	OM 402.907	37019		
O 303	200	272	10964	1987	1992	OM 441.950, OM 441.953	37019		
O 303	206	280	14618	1980	1987	OM 422.917, OM 422.908	37019		
O 303	213	290	15078	1987	1992	OM 442.911, OM 442.910,...	37019		
O 303	235	320	15950	1975	1983	OM 403.918	37019		
O 303	243	330	14618	1980	1987	OM 422.963, OM 422.951	37019		
O 303	260	354	14618	1987	1992	OM 442.954, OM 442.955,...	37019		
O 305									
O 305 G	177	241	11413	1978	1987	OM 407.919	37019		
O 305 ST	125	170	8720	1969	1973	OM 360.911	37019		

MERCEDES-BENZ

Make / Model	Kw	Cv	Cc	From	To	Engine / Cod. Motore	Part Number	Part Number	Part Number
O 305									
O 305 ST	132	180	11040	1973	1977	OM 407.905, OM 407.908	37019		
O 305 ST	147	200	11413	1976	1987	OM 407.913, OM 407.914	37019		
O 305 ST	155	210	11040	1973	1977	OM 407.909, OM 407.911,...	37019		
O 305 ST	177	241	11413	1976	1987	OM 407.917	37019		
O 307									
O 307	132	180	11040	1973	1977	OM 407.905	37019		
O 307	147	200	11413	1976	1987	OM 407.915	37019		
O 307	155	211	11040	1973	1977	OM 407.907, OM 407.911	37019		
O 307	177	241	11413	1973	1977	OM 407.916, OM 407.918	37019		
O 330									
O 330	213	290	15078	1990		OM 442.939	37019		
O 330	260	354	14618	1990		OM 442.955, OM 442.961	37019		
O 402									
O 402	100	136	5958	1986	1991	OM 366.917	37019		
O 402	125	170	5958	1986	1991	OM 366.965	37019		
O 403									
O 403 SHD	250	340	10964	2003		OM 445.934, OM 441.980	37019		
O 404									
O 404	151	205	11309	1991	1992	OM 441.922	37019		
O 404	165	224	11309	1991	1992	OM 441.921	37019		
O 404	195	265	15078	1991	1992	OM 442.931	37019		
O 404	200	272	9570	1991	1999	OM 401.974	37019		
O 404	213	290	9570	1991	1999	OM 401.970	37019		
O 404	213	290	15078	1991	1992	OM 442.930	37019		
O 404	250	340	10964	1991	1999	OM 445.934, OM 441.980	37019		
O 405									
O 405 G,O 405 GN,O 405 GTD	177	241	11967	1985		OM 447.955, OM 447.976,...	37019		
O 405 G,O 405 GN,O 405 GTD,O 405 GNTD,O 405 GNDE	220	299	11967	1991		OM 447.979, OM 447.980,...	37019		
O 405 G,O 405 GTD	206	280	11967	1986		OM 447.950, OM 427.950	37019		
O 405 ST	206	280	11967	1985		OM 447.950, OM 447.951,...	37019		
O 405 ST,O 405 N	150	204	11967	1984		OM 447.914, OM 447.970,...	37019		
O 405 ST,O 405 N	177	241	11967	1985		OM 447.957, OM 447.971,...	37019		
O 405 ST,O 405 N	220	299	11967	1991		OM 447.986, OM 447.972,...	37019		
O 407									
O 407	177	241	11967	1987	2001	OM 447.954, OM 447.990,...	37019		
O 407	220	299	11967	1991	2001	OM 447.985, OM 447.991	37019		
O 408									
O 408	177	241	11967	1991	1998	OM 447.912, OM 447.958,...	37019		
O 408	220	299	11967	1992	1998	OM 447.987, OM 447.993	37019		
SK									
1728, 1729, 1729 L	210	286	15078	1987	1996	OM 442.923, OM 442.906,...	37019		
1729 AK	213	290	15078	1988	1993	OM 442.907, OM 442.926	37019		
1729 K	213	290	15078	1988	1994	OM 442.906, OM 442.907,...	37019		
1729 S,1729 LS	210	286	15078	1987	1996	OM 442.923, OM 442.906,...	37019		
1735 AK	260	354	14618	1989	1994	OM 442.966, OM 442.942	37019		
1735 K	250	340	14618	1988	1994	OM 442.963, OM 442.976,...	37019		
1735 S,1735 LS	260	354	14618	1987	1996	OM 442.963, OM 442.976,...	37019		
1735,1735 L	260	354	14618	1987	1996	OM 442.963, OM 442.976,...	37019		
1748 S,1748 LS	353	480	14618	1987	1996	OM 442.985, OM 442.989	37019		
1748,1748 L	353	480	14618	1987	1996	OM 442.985, OM 442.989	37019		
1831 AK	230	313	9570	1991	1996	OM 401.986	37019		
1831 K	230	313	9570	1992	1996	OM 401.972, OM 401.979,...	37019		
1831 K	230	313	10964	1992	1996	OM 445.929, OM 441.986,...	37019		
1831 S,1831 LS	230	313	9570	1987	1996	OM 401.972, OM 401.979,...	37019		
1831,1831 L	230	313	9570	1987	1996	OM 401.972, OM 401.979,...	37019		
1834 AK	250	340	10964	1988	1993	OM 441.989	37019		
1834 S,1834 LS	250	340	10964	1987	1996	OM 441.986, OM 445.920,...	37019		
1834,1834 L	250	340	10964	1987	1996	OM 441.986, OM 445.920,...	37019		

MERCEDES-BENZ

Make / Model	Kw	Cv	Cc	From	To	Engine / Cod. Motore	Part Number	Part Number	Part Number
SK									
1850 K	370	503	14618	1988	1994	OM 442.997	37019		
1850 LAS	362	492	14618	1987	1996	OM 442.985, OM 440.973,...	37019		
1850 S,1850 LS	362	492	14618	1987	1996	OM 442.985, OM 442.997,...	37019		
1850,1850 L	362	492	14618	1987	1996	OM 442.985, OM 442.997,...	37019		
1922	160	218	11309	1989	1994	OM 441.914, OM 441.905,...	37019		
1922 AK	160	218	11309	1989	1994	OM 441.914, OM 441.926	37019		
1922 K	160	218	11309	1989	1994	OM 441.914, OM 441.905,...	37019		
1922 S	160	218	11309	1989	1994	OM 441.914, OM 441.905,...	37019		
1929 A	210	286	15078	1988	1994	OM 442.924, OM 442.906,...	37019		
1929 AK	210	286	15078	1988	1994	OM 442.924, OM 442.906,...	37019		
1929 AS	213	290	15078	1988	1994	OM 442.929, OM 442.906,...	37019		
1929 K	210	286	15078	1988	1994	OM 442.923, OM 442.916,...	37019		
1929 S	210	286	15078	1988	1994	OM 442.923, OM 442.916,...	37019		
1929,1929 L	210	286	15078	1987	1996	OM 442.923, OM 442.916,...	37019		
1935	260	354	14618	1989	1994	OM 442.963, OM 442.966,...	37019		
1935 AK	250	340	14618	1989	1994	OM 442.978, OM 442.972,...	37019		
1935 AS	250	340	14618	1989	1994	OM 442.978, OM 442.966,...	37019		
1935 K	250	340	14618	1989	1994	OM 442.963, OM 442.977,...	37019		
1935 S	269	366	14618	1989	1994	OM 442.963, OM 442.976,...	37019		
1948	353	480	14618	1988	1992	OM 442.985, OM 442.984,...	37019		
2024 AK	180	245	9570	1993	1996	OM 401.984	37019		
2024 K	180	245	9570	1993	1996	OM 401.975	37019		
2027 AK	200	272	9570	1993	1996	OM 401.989	37019		
2031	230	313	9570	1992	1996	OM 401.972, OM 401.979,...	37019		
2031 A	230	313	9570	1992	1996	OM 401.986	37019		
2031 AS	230	313	9570	1992	1996	OM 401.986	37019		
2031 K	230	313	9570	1992	1996	OM 401.972, OM 401.979,...	37019		
2031 S	230	313	9570	1992	1996	OM 401.972, OM 401.979,...	37019		
2050	362	492	14618	1991	1996	OM 442.985, OM 442.997,...	37019		
2050 S	362	492	14618	1991	1996	OM 442.985, OM 442.997,...	37019		
2055 AF	370	503	14618	1992	1996	OM 442.997	37019		
2422 L	160	218	10964	1987	1996	OM 441.905, OM 441.923	37019		
2429	210	286	15078	1988	1994	OM 442.923, OM 442.906,...	37019		
2429 K	210	286	15078	1988	1994	OM 442.923, OM 442.906,...	37019		
2429 S	213	290	15078	1988	1994	OM 442.906, OM 442.907,...	37019		
2429 S,2429 LS	213	290	15078	1987	1996	OM 442.906, OM 442.907,...	37019		
2429, 2429 L	210	285	15078	1987	1996	OM 442.923, OM 442.916,...	37019		
2429,2429 L	213	290	15078	1987	1996	OM 442.906, OM 442.907,...	37019		
2434 L	250	340	10964	1987	1996	OM 441.986, OM 441.989	37019		
2435	250	340	14618	1987	1996	OM 442.963, OM 442.962,...	37019		
2435	260	354	14618	1988	1994	OM 442.963, OM 442.965,...	37019		
2435 K	250	340	14618	1988	1994	OM 442.963, OM 442.965,...	37019		
2435 LS	260	354	14618	1987	1996	OM 442.963, OM 442.976,...	37019		
2435 S	250	340	14618	1988	1994	OM 442.963, OM 442.965,...	37019		
2435 S,2435 LS	260	354	14618	1987	1996	OM 442.963, OM 442.965,...	37019		
2435,2435 L	260	354	14618	1987	1996	OM 442.963, OM 442.965,...	37019		
2448	353	480	14618	1988	1992	OM 442.985, OM 442.992	37019		
2448 LS	353	480	14618	1988	1992	OM 442.985, OM 442.984,...	37019		
2448 S	353	480	14618	1988	1992	OM 442.985, OM 442.992,...	37019		
2448,2448 L	353	480	14618	1987	1996	OM 442.985, OM 442.984,...	37019		
2531	230	313	9570	1991	1996	OM 401.986	37019		
2531, 2531 L	230	313	9570	1987	1996	OM 401.979, OM 401.986,...	37019		
2534, 2534 L	250	340	10964	1987	1996	OM 441.986, OM 445.920,...	37019		
2538	370	503	14618	1991	1996	OM 442.997, OM 440.981,...	37019		
2538 K, 2538 LK	362	492	14618	1991	1996	OM 442.997, OM 440.981,...	37019		
2550	362	492	14618	1987	1996	OM 442.997, OM 442.989	37019		
2550 K	362	492	14618	1987	1996	OM 442.997, OM 440.981,...	37019		
2550 S, 2550 LS	370	503	14618	1991	1996	OM 442.997, OM 440.973,...	37019		

MERCEDES-BENZ

Make / Model	Kw	Cv	Cc	From	To	Engine / Cod. Motore	Part Number	Part Number	Part Number
SK									
2550,2550 L	370	503	14618	1987	1996	OM 442.997, OM 440.973,...	37019		
2629	213	290	15078	1988	1994	OM 442.929, OM 442.917,...	37019		
2629	269	366	14618	1988	1994	OM 442.959	37019		
2629 A	213	290	15078	1988	1994	OM 442.907, OM 442.926	37019		
2629 A	269	366	14618	1988	1994	OM 442.959, OM 442.966,...	37019		
2629 A	362	492	14618	1988	1994	OM 442.997, OM 440.971,...	37019		
2629 AK	213	290	15078	1988	1994	OM 442.907, OM 442.926	37019		
2629 AK	269	366	14618	1988	1994	OM 442.959, OM 442.966,...	37019		
2629 AK	362	492	14618	1988	1994	OM 442.997, OM 440.971,...	37019		
2629 AS	213	290	15078	1988	1994	OM 442.907, OM 442.926	37019		
2629 AS	362	492	14618	1988	1994	OM 442.997, OM 442.989	37019		
2629 B	213	290	15078	1988	1994	OM 442.929, OM 442.917,...	37019		
2629 K	213	290	15078	1988	1994	OM 442.929, OM 442.917,...	37019		
2629 K	230	313	9570	1988	1994	OM 401.979	37019		
2629 K	362	492	14618	1988	1994	OM 442.989	37019		
2629 S	213	290	15078	1988	1994	OM 442.929, OM 442.917,...	37019		
2631	230	313	9570	1992	1996	OM 401.972, OM 401.979,...	37019		
2631	230	313	10964	1992	1996	OM 445.929, OM 445.920,...	37019		
2631 A	230	313	9570	1992	1996	OM 401.986	37019		
2631 AK, 2634 AK	230	313	9570	1992	1996	OM 401.986	37019		
2631 AS	230	313	9570	1992	1996	OM 401.986	37019		
2631 B	230	313	9570	1992	1996	OM 401.972, OM 401.979,...	37019		
2631 K	230	313	9570	1988	1994	OM 401.972, OM 401.979,...	37019		
2631 K	230	313	10964	1988	1994	OM 445.929, OM 441.998	37019		
2631 S	230	313	9570	1992	1996	OM 401.972, OM 401.979,...	37019		
2631 S	230	313	10964	1992	1996	OM 445.929, OM 441.998,...	37019		
2635	210	286	15078	1988	1994	OM 442.923, OM 442.909	37019		
2635	260	354	14618	1988	1994	OM 442.966, OM 442.976,...	37019		
2635	370	503	14618	1991	1994	OM 442.997	37019		
2635 A	260	354	14618	1990	1994	OM 442.972, OM 442.966,...	37019		
2635 AK	250	340	14618	1990	1994	OM 440.942, OM 442.972,...	37019		
2635 AK	362	492	14618	1990	1994	OM 442.997, OM 440.973,...	37019		
2635 AS	250	340	14618	1992	1994	OM 440.942, OM 442.972,...	37019		
2635 AS	362	492	14618	1990	1996	OM 442.989	37019		
2635 K	250	340	14618	1988	1994	OM 442.966, OM 442.944,...	37019		
2635 K	362	492	14618	1988	1994	OM 442.997, OM 442.994,...	37019		
2635 S	250	340	14618	1988	1994	OM 442.966, OM 442.944,...	37019		
2635 S	362	492	14618	1988	1994	OM 442.997, OM 442.994,...	37019		
2638 AK	370	503	14618	1991	1996	OM 442.997	37019		
2638 K	362	492	14618	1991	1996	OM 442.989	37019		
2638 K	370	503	14618	1991	1996	OM 442.997, OM 440.981	37019		
2638 S	370	503	14618	1991	1996	OM 442.997, OM 440.981	37019		
2645 AS	362	492	14618	1990	1996	OM 442.989	37019		
2648 AK	362	492	14618	1990	1994	OM 440.973, OM 442.989	37019		
2648 AS	362	492	14618	1988	1994	OM 442.997, OM 442.989	37019		
2648 S	329	447	14618	1988	1992	OM 442.983	37019		
2648 S	353	480	14618	1988	1992	OM 442.985, OM 442.994,...	37019		
2650 AK	362	492	14618	1988	1994	OM 442.997, OM 440.971,...	37019		
2650 AS	362	492	14618	1994	1996	OM 442.997, OM 440.971,...	37019		
2650 K	362	492	14618	1988	1994	OM 442.997, OM 442.994,...	37019		
2650 S	370	503	14618	1992	1996	OM 442.997, OM 440.973,...	37019		
2650, 2650 L	362	492	14618	1992	1996	OM 442.997, OM 440.973,...	37019		
3229	213	290	15078	1989	1994	OM 442.916, OM 442.928,...	37019		
3229 B	213	290	15078	1989	1992	OM 442.916, OM 442.928,...	37019		
3229 K	210	286	15078	1989	1992	OM 442.923, OM 442.916,...	37019		
3233 B	250	340	10964	1990	1992	OM 441.982, OM 441.985	37019		
3233 K	250	340	10964	1990	1992	OM 441.982	37019		
3234 B	250	340	10964	1992	1996	OM 445.922, OM 441.988,...	37019		

MERCEDES-BENZ

Make / Model	Kw	Cv	Cc	From	To	Engine / Cod. Motore	Part Number	Part Number	Part Number
SK									
3234 K	250	340	10964	1992	1996	OM 445.922, OM 441.988,...	37019		
3235	260	354	14618	1988	1992	OM 442.963, OM 442.959,...	37019		
3235 K	260	354	14618	1987	1992	OM 442.959, OM 442.950,...	37019		
3235 L	260	354	14618	1987	1996	OM 442.963, OM 442.976,...	37019		
3238	261	355	18273	1991	1996	OM 423.905, OM 423.907	37019		
3238	362	492	14618	1990	1996	OM 442.997, OM 440.971,...	37019		
3248	353	480	14618	1987	1996	OM 442.985, OM 442.984	37019		
3250 L	370	503	14618	1987	1996	OM 442.997, OM 440.975,...	37019		
3529	213	290	15078	1988	1994	OM 442.906, OM 442.907,...	37019		
3534 K	250	340	10964	1993	1996	OM 445.922, OM 441.988	37019		
3535	260	354	14618	1988	1994	OM 442.959, OM 442.966,...	37019		
3535 AK	266	362	14618	1990	1994	OM 442.946, OM 442.957	37019		
3535 B	269	366	14618	1988	1994	OM 442.945, OM 442.959	37019		
3535 B	362	492	14618	1988	1994	OM 442.989	37019		
3535 K	260	354	14618	1987	1996	OM 442.966, OM 442.942	37019		
3535 K	269	366	14618	1988	1994	OM 442.945, OM 442.959	37019		
3535 K	362	492	14618	1988	1994	OM 442.989	37019		
3535 S	250	340	14618	1988	1994	OM 442.944, OM 440.940,...	37019		
3538 AK	370	503	14618	1991	1996	OM 442.997, OM 440.975,...	37019		
3538 K	362	492	14618	1991	1996	OM 440.975, OM 440.983,...	37019		
3548	362	492	14618	1992	1996	OM 442.993, OM 440.975	37019		
3550	362	492	14618	1992	1996	OM 442.997, OM 440.976,...	37019		
3550 K	370	503	14618	1991	1996	OM 442.997, OM 440.975,...	37019		
3550 S, 3553 S	362	492	14618	1992	1996	OM 442.997, OM 442.993,...	37019		
T2/L									
L 2624	175	238	11581	1959	1995	OM 355.983, OM 355.976,...	37019		
L 2628	206	280	11581	1959	1995	OM 355.969	37019		
LA 2624	175	238	11581	1959	1995	OM 355.983, OM 355.963,...	37019		
LAB 2624	175	238	11581	1959	1995	OM 355.983, OM 355.963,...	37019		
LAK 2624	175	238	11581	1959	1995	OM 355.983, OM 355.963,...	37019		
LAS 2624	175	238	11581	1959	1995	OM 355.983, OM 355.963,...	37019		
LB 2624	175	238	11581	1959	1995	OM 355.983, OM 355.960,...	37019		
LK 2624	175	238	11581	1959	1995	OM 355.983, OM 355.963,...	37019		
LK 2628	206	280	11581	1959	1995	OM 355.969	37019		
LS 2624	175	238	11581	1959	1995	OM 355.983, OM 355.960,...	37019		
LS 2628	206	280	11581	1959	1995	OM 355.969	37019		
TOURISMO (O 350)									
Tourismo RHD, SHD	250	340	10964	1995		OM 445.934, OM 441.980	37019		
UNIMOG									
U 1000	75	102	5958	1988		OM 356.914, OM 366.915	37019		
U 1200	92	125	5958	1988		OM 356.950, OM 356.954,...	37019		
U 1200T	92	125	5958	1988		OM 356.954, OM 366.949	37019		
U 1250, U 1250L	92	125	5958	1988		OM 356.950, OM 356.954,...	37019		
U 1250L	100	136	5958	1988		OM 366.955	37019		
U 1350L	100	136	5958	1988		OM 366.955	37019		
U 1400	100	136	5958	1988		OM 366.947, OM 366.955,...	37019		
U 1450, U 1450L	100	136	5958	1988		OM 366.947, OM 366.955,...	37019		
U 1550L	100	136	5958	1988		OM 366.955, OM 366.956	37019		
U 1550L	125	170	5958	1992		OM 366.963	37019		
U 1550L	150	204	5958	1988		OM 366.984, OM 356.997,...	37019		
U 1600	115	156	5958	1988		OM 366.949, OM 356.956	37019		
U 1600	150	204	5958	1989		OM 366.984, OM 356.997,...	37019		
U 1650, U 1650L	115	156	5958	1988		OM 366.949, OM 366.948,...	37019		
U 1650, U 1650L	150	204	5958	1989		OM 366.984, OM 356.997,...	37019		
U 1700, U 1700 L	122	166	5958	1988		OM 366.963, OM 356.957,...	37019		
U 1700T	122	166	5958	1988		OM 366.963, OM 356.957	37019		
U 1750, U 1750L	122	166	5958	1988		OM 366.963, OM 356.957,...	37019		
U 2100	155	211	5958	1989		OM 366.984, OM 356.997	37019		

MERCEDES-BENZ

Make / Model	Kw	Cv	Cc	From	To	Engine / Cod. Motore	Part Number	Part Number	Part Number
UNIMOG									
U 2100T	155	211	5958	1989		OM 366.984, OM 356.997	37019		
U 2150	155	211	5958	1989		OM 366.984, OM 356.997	37019		
U 2150,U 2150L	155	211	5958	1989		OM 366.984, OM 356.997,...	37019		
U 900	81	110	5958	1988		OM 366.939, OM 356.912	37019		
ZETROS									
1833 A	240	326	7201	2008		OM 926.947, OM 926.935	37070		
2733 A	240	326	7201	2008		OM 926.947, OM 926.935	37070		

NEOPLAN

Make / Model	Kw	Cv	Cc	From	To	Engine / Cod. Motore	Part Number	Part Number	Part Number
Cityliner									
N 122/3	243	330	14618	1991		OM 422.952, OM 422.951	37019		
N 217/3	176	239	12760	1973		OM 402.910, OM 402.911	37019		
N 217/3	184	250	14618	1973		OM 422.912, OM 422.909	37019		
N 217/3	188	256	12760	1973		OM 402.905, OM 402.906,...	37019		
N 217/3	206	280	14618	1973		OM 422.905, OM 422.907,...	37019		
Jetliner									
N 216	184	250	14618	1990	1993	OM 422.912, OM 422.909	37019		
Megaliner									
N 128/4	370	503	14618	1993		OM 442.998	37019		
Skyliner									
N 122/3	243	330	14618	1990		OM 422.952, OM 422.951	37019		
Transliner									
N 316	141	192	9570	1988		OM 401.905, OM 401.906	37019		
N 316	195	265	15078	1988		OM 442.920	37019		
N 316	213	290	15078	1988		OM 442.913, OM 442.925	37019		
N 316	250	340	10964	1988		OM 441.980	37019		

SETRA

Make / Model	Kw	Cv	Cc	From	To	Engine / Cod. Motore	Part Number	Part Number	Part Number
Series 300									
S317GT-HD, S317HD, S317HDH, S319GT-HD	320	435	14618	1991	2002	OM 442.980	37019		

VOLVO

Make / Model	Kw	Cv	Cc	From	To	Engine / Cod. Motore	Part Number	Part Number	Part Number
B7									
B 7	213	290	7100	1998		D7E290	37021		
F10									
F 10/260	192	261	9600	1983	1985	TD 101 G, TD 100 G, TD ...	37020		
F 10/280	206	280	9600	1977	1982	TD 100 B	37020		
F 10/300	215	292	9600	1987	1987	TD 101 F, TD 101 FA	37020		
F 10/320	228	310	9600	1990	1994	TD 103 E, TD 103 ES, TD...	37020		
F12									
F 12/320	235	320	11980	1987	1987	TD 121 G	37020		
F 12/320,F 12/330	235	320	11980	1977	1986	TD 121 GD, TD 120 G, TD...	37020		
F 12/360	262	356	11980	1991	1994	TD 122 FH, TD 122 F	37020		
F 12/400	291	396	11980	1990	1994	TD 122 FL, TD 122 FS	37020		
F 12/400,F 12/410	291	396	11980	1988	1994	TD 122 FL, TD 123 ES, T...	37020		
F16									
F 16/470	342	465	16123	1988	1989	TD 162 FJ, TD 162 FL, T...	37020		
F 16/485	357	486	16123	1990	1992	TD 162 FJ, TD 162 FL, T...	37020		
F 16/500	368	500	16123	1992	1994	TD 163 ES	37020		

NOTA:

Tutte le illustrazioni, i dati, i riferimenti ed ogni altra informazione del presente catalogo sono forniti senza alcun impegno, a scopo puramente indicativo. Non si assumono pertanto responsabilità per gli eventuali errori che, nonostante la cura impiegata nella elaborazione, potessero essere sfuggiti ai controlli adottati. In qualche caso, inoltre, il prodotto può differire dall'aspetto dell'originale. I numeri di riferimento originali, dovunque mostrati, non significano che il pezzo in questione sia necessariamente originale, ma sono dati solo a scopo di riferimento. Infine MEAT&DORIA si riserva di apportare variazioni senza preavviso ovunque ciò sia ritenuto necessario.

NOTE:

All images, data, reference numbers and any other information of this catalogue are provided for illustration purposes only, without any engagement from our side. Therefore no responsibility can be assumed for any possible mistakes that, in spite of the care taken in the catalogue processing, could have escaped the adopted checks. In some cases, moreover, the product may differ from its original aspect. Original reference numbers, wherever shown, do not mean that the concerned part is necessarily a original one, but they are given for reference purpose only. Finally, MEAT&DORIA reserves itself the right of making changements without previous notice wherever this shall be deemed necessary.



M&D Group

Via Emanuele Petri, 8 • 10028 - Trofarello (TO) Italy
meat-doria@meat-doria.com • www.meat-doria.com